

**Newcastle-under-Lyme, Stoke-on-Trent,  
Staffordshire Moorlands and Stafford  
Gypsy and Traveller and Travelling  
Showperson Accommodation Assessment  
2015**

---

Newcastle-under-Lyme Borough Council;  
Stoke-on-Trent City Council;  
Staffordshire Moorlands District Council and  
Stafford Borough Council

Final Report  
October 2015

---

**Main Contact:** Dr Michael Bullock  
**Email:** [michael.bullock@arc4.co.uk](mailto:michael.bullock@arc4.co.uk)  
**Telephone:** 0800 612 9133  
**Website:** [www.arc4.co.uk](http://www.arc4.co.uk)



## Contents

<b>1.</b>	<b>Introduction.....</b>	<b>8</b>
	Study Components .....	9
	Report structure.....	9
<b>2.</b>	<b>Legislative and policy context.....</b>	<b>11</b>
	Legislative background.....	11
	Policy background .....	11
	Large-scale unauthorised encampments.....	14
	Protecting the Green Belt .....	14
	Changes to definition of gypsy and traveller .....	15
	Changes to definition of travelling showpeople.....	15
	Implications of changed definitions and other 2015 Policy Changes for future GTAAs.....	15
	Duty to Cooperate .....	16
	CLG Caravan Counts .....	19
	CLG Design Guidance.....	20
<b>3.</b>	<b>Methodology .....</b>	<b>22</b>
	Phase 1: Literature/desktop review and stakeholder consultation.....	22
	Phase 2: Survey of Gypsies and Travellers and Travelling Showpeople across the study area .....	23
	Phase 3: Production of report.....	24
	The 2007 Study .....	25
<b>4.</b>	<b>The current picture: provision of Gypsy and Traveller sites .....</b>	<b>26</b>
	Provision of authorised and unauthorised sites .....	26
<b>5.</b>	<b>The current picture: Gypsy and Traveller population and pitch availability .....</b>	<b>31</b>
	Population estimates .....	31
	Caravan Counts and authorised pitches.....	33
	Home bases of respondents.....	37
	Tenure of respondents .....	37
	Repairs and improvements.....	39
	Space requirements .....	41
	Overcrowding .....	42
	Cost of accommodation, services and adaptations .....	42
	Planned moves.....	43
	Household mobility .....	44
<b>6.</b>	<b>Gypsy and Traveller residential pitch requirements .....</b>	<b>47</b>
	Model overview.....	47
	Assumptions Regarding Turnover and Overcrowding .....	48

Pitch requirement modelling – Stoke-on-Trent .....	50
Pitch requirement modelling – Staffordshire Moorlands .....	55
Pitch requirement modelling – Newcastle-under-Lyme .....	60
Pitch requirement modelling – Stafford.....	65
Provision of new sites .....	72
<b>7. Travelling practices, experiences and transit requirements .....</b>	<b>74</b>
Travelling practices and experiences .....	74
Transit sites and stop over places .....	76
Unauthorised encampment activity.....	77
Need for transit.....	79
Summary of transit need .....	82
<b>8. Stakeholder consultation.....</b>	<b>84</b>
Overview .....	84
General support for Gypsies, Travellers and Travelling Showpeople .....	84
Provision of accommodation.....	85
Planning .....	89
Cross Boundary Issues .....	90
<b>9. Summary of Findings.....</b>	<b>92</b>
Gypsies and Travellers.....	92
Travelling Showpeople .....	92
Transit Requirements .....	92
Headline findings by local authority .....	93
<b>10. Conclusion and Strategic Response .....</b>	<b>96</b>
Key issues and how to tackle them .....	96
Concluding comments .....	102
<b>Appendix A: Legislative Background.....</b>	<b>104</b>
Overall approach .....	104
<b>Appendix B: Policy and Guidance .....</b>	<b>107</b>
Introduction.....	107
<b>Appendix C: Fieldwork Questionnaire .....</b>	<b>118</b>
<b>Appendix D: Stakeholder Consultation.....</b>	<b>138</b>
General Questions.....	139
Provision of Accommodation .....	142
Planning Policy .....	153
Neighbouring authorities.....	157
<b>Appendix E: Glossary of Terms .....</b>	<b>159</b>
<b>Appendix F: Summary of 2007 Needs .....</b>	<b>162</b>

## List of tables

Table 3.1	Interviews secured .....	24
Table 4.1	List of Gypsy & Traveller Pitches on Sites and showperson Plots on Yards (as at April 2015) .....	27
Table 4.2	List of Gypsy & Traveller Pitches on Sites and showperson Plots on Yards by Authority (as at April 2015) .....	29
Table 5.1a	Households identifying as WGoIT by Accommodation Type .....	31
Table 5.1b	People from households identifying as WGoIT by Accommodation Type.....	32
Table 5.1c	People per Household, Calculation by Accommodation Type .....	32
Table 5.1d	Households identifying as WGoIT by Tenure.....	32
Table 5.1e	Households identifying as WGoIT by Age Group.....	33
Table 5.2a	Bi-annual caravan count figures for the authorities January 2013 to January 2015 .....	35
Table 5.2b	Summary of the January 2015 (July 2014 in brackets) Count of Traveller Caravans for the Local Authorities in the study area.....	36
Table 5.3	List of Gypsy and Traveller pitches and plots by District (as at April 2015).....	36
Table 5.4	Tenure of respondents.....	38
Table 5.5	Ownership of pitch/plot .....	39
Table 5.6	Repair problems .....	40
Table 5.7	State of repair .....	41
Table 5.8	Enough space for trailers, wagons, horseboxes, vehicles and loads.....	42
Table 5.9	Overcrowded home/trailer/pitch .....	42
Table 5.10	Adaptation of the home required.....	43
Table 5.11	Respondents planning to move in the next five years.....	43
Table 5.12	Type of accommodation for planned move within next five years.....	44
Table 5.13	Duration of residence in current home .....	45
Table 5.14	Duration of residence in previous home.....	45
Table 5.15	Location of previous home.....	46
Table 6.1	Summary of demand and supply factors: Gypsies and Travellers – 2014/15 to 2018/19 - Stoke-on-Trent.....	52
Table 6.2	Future pitch requirements based on the assumption that 50% of children form households on reaching 18 - Stoke-on-Trent.....	53
Table 6.3	Summary of demand and supply factors: Gypsies and Travellers – 2014/15 to 2018/19 - Staffordshire Moorlands.....	57
Table 6.4	Future pitch requirements based on the assumption that 50% of children form households on reaching 18 - Staffordshire Moorlands.....	58

Table 6.5	Summary of demand and supply factors: Gypsies and Travellers – 2014/15 to 2018/19 - Newcastle-under-Lyme .....	62
Table 6.6	Future pitch requirements based on the assumption that 50% of children form households on reaching 18 - Newcastle-under-Lyme .....	63
Table 6.7	Summary of demand and supply factors: Gypsies and Travellers – 2012/13 to 2016/17 – Stafford .....	68
Table 6.8	Future pitch requirements based on the assumption that 50% of children form households on reaching 18 – Stafford.....	69
Table 6.9	Comparison between 2012 GTAA and 2015 Update .....	71
Table 6.10	Need for new permanent site provision.....	72
Table 6.11	Preferred management of new permanent sites .....	73
Table 7.1	Travelling behaviour in previous year .....	74
Table 7.2	Length of time spent travelling in a year .....	75
Table 7.3	Problems experienced while travelling.....	76
Table 7.4a	Newcastle-under-Lyme Unauthorised encampments Sept 2008 to end Feb 2015 (excluding 2012) .....	78
Table 7.4b	Stoke-on-Trent Unauthorised encampments 2010 to end Sept 2014 .....	78
Table 7.5a	Newcastle-under-Lyme Unauthorised encampment data summary .....	80
Table 7.5b	Stoke-on-Trent Unauthorised encampment data summary .....	80
Table 7.6	Perceived need for transit sites.....	81
Table 7.7	Preferred management of transit sites.....	81
Table 7.8	Summary of transit requirements.....	83
Table 9.1	Summary of pitch shortfall by Authority.....	92
Table 9.2	Summary of transit provision shortfall by Authority .....	93
Table 9.3	Stoke-on-Trent Summary.....	93
Table 9.4	Staffordshire Moorlands Summary .....	94
Table 9.5	Newcastle-under-Lyme Summary.....	94
Table 9.6	Stafford Borough Summary .....	95
Table 10.1	Summary of overall pitch and plot requirements over five years and up to 2033/34.....	103
Table 10.2	Summary of transit requirements (2014/15 - 2018/2019).....	103

## List of Maps

Map 4.1	Location of Authorised and Unauthorised Gypsy and Traveller Sites and Showpeople’s Yards as of 31 <sup>st</sup> April 2015.....	30
---------	---	----

## List of Figures

Figure 7.1a	Stoke-on-Trent: Number of Unauthorised Encampments (Jan 2010-Sept 2014) .....	79
Figure 7.1b	Newcastle-under-Lyme: Number of Unauthorised Encampments (Sept 2008-Feb 2014).....	79
Figure 13.1	How does CLT model work? .....	99

*Please note that in this report some of the tables include rounded figures. This can result in some column or row totals not adding up to 100 or to the anticipated row or column 'total' due to the use of rounded decimal figures. We include this description here as it covers all tables and associated textual commentary included. If tables or figures are to be used in-house then we recommend the addition of a similarly worded statement being included as a note to each table used.*

*For all tables relating to fieldwork we must make clear that respondents did not have to answer every question in the survey and as such each survey data table presented in this report may or may not add up to the total interviews that were conducted as part of this assessment.*

*This report takes into account the particular instructions and requirements of our client. It is not intended for and should not be relied upon by any third party and no responsibility is undertaken to any third party.*

*arc<sup>4</sup> Limited accepts no responsibility or liability for, and makes no representation or warranty with respect to, the accuracy or completeness of any third party information (including data) that is contained in this document.*

# 1. Introduction

- 1.1 In September 2014, arc<sup>4</sup> were commissioned by Stoke-on-Trent Council, Staffordshire Moorlands District Council, Newcastle-under-Lyme Borough Council and Stafford Borough Council (“the Authorities”) to undertake a Gypsy and Traveller Accommodation Assessment to identify the housing needs of Gypsies and Travellers and Travelling Showpeople arising across the four Authorities. The objective of the Gypsy & Traveller Accommodation Assessment is to inform the emerging Local Plan policies of the four Authorities, and inform the need to make allocations in this respect, as all local Authorities have legal duties to provide for the differing accommodation requirements of travellers.
- 1.2 Fieldwork took place over the period March to July 2015 across Newcastle-under-Lyme, Stoke-on-Trent and Staffordshire Moorlands; and the GTAA integrates the findings from the Stafford Borough GTAA which was published in December 2012. The most recent GTAA work for North Staffordshire was published in early 2010, and as the NPPF expects Local Plans to be based on adequate and up to date evidence it was considered appropriate to update this evidence.
- 1.3 The research provides information about the current and future accommodation needs of Gypsies and Travellers, and Travelling Showpeople; as well as providing information about additional support needs. Note that the study breaks down findings per Authority, it does not make recommendations regarding wider Strategic cross-provisions between the four Authorities, as it was not intended for this purpose.
- 1.4 The study adopts the definition of ‘Gypsies and Travellers’ set out within the Government’s ‘Planning Policy for Traveller Sites’ (March 2012) within which the following definition of Gypsies and Travellers is adopted:
- ‘Persons of nomadic habit of life whatever their race or origin, including such persons who on grounds only of their own or their family’s or dependants’ educational or health needs or old age have ceased to travel temporarily or permanently, but excluding members of an organised group of travelling Showpeople [sic] or circus people travelling together as such.’*
- 1.5 Similarly, the following definition from the Guidance in respect of Showpeople is used:
- ‘Members of a group organised for the purposes of holding fairs, circuses or shows (whether or not travelling together as such). This includes such persons who on the grounds of their own or their family’s or dependants’ more localised pattern of trading, educational or health needs or old age have ceased to travel temporarily or permanently, but excludes Gypsies and Travellers as defined above.’*
- 1.6 The following definitions also apply:
- ‘[A] “pitch” means a pitch on a “gypsy and traveller” site and “plot” means a pitch on a “travelling showpeople” site (often called a “yard”). This terminology differentiates between residential pitches for “gypsies and travellers” and mixed-*



*use plots for “travelling showpeople”, which may/will need to incorporate space or to be split to allow for the storage of equipment.’<sup>1</sup>*

- 1.7 For the purposes of this study, Gypsies and Travellers live on pitches on sites, whilst Travelling Showpeople live on plots on yards.
- 1.8 The purpose of the study is to assess overall accommodation need and distribution for each participating local authority, undertaken in a manner which conforms to national policy and guidance. The objectives of the Gypsy and Traveller Accommodation Assessment are therefore:
- To establish trends and characteristics of the sub regional Traveller population, households and their accommodation, including an assessment of drivers of need and demand;
  - To establish provision, supply and characteristics of Traveller accommodation;
  - To provide a clear and robust understanding of the permanent, transit and other accommodation needs of Travellers; and
  - To identify key criteria for new provision, including broad locations, and optimum site size and number of pitches etc.

## Study Components

- 1.9 The study comprised five stages, which are set out below:
- **Stage 1:** Development of methodology. Collation and review of existing information and literature;
  - **Stage 2:** Stakeholder consultation;
  - **Stage 3:** Survey of Gypsies and Travellers and Travelling Showpeople across the study area;
  - **Stage 4:** Data analysis, calculation of needs and report production; and
  - **Stage 5:** Dissemination.

## Report structure

- 1.10 The report structure is as follows:
- **Chapter 1 Introduction:** provides an overview of the study;
  - **Chapter 2 Legislative and policy context:** presents a review of the legislative and policy context;
  - **Chapter 3 Methodology:** provides details of the study’s research methodology;

---

<sup>1</sup> CLG Planning policy for traveller sites Appendix A Glossary March 2012

- **Chapter 4 Review of current provision of sites:** looks at the current provision of sites across the study area to provide a baseline picture of what is currently available;
- **Chapter 5 Review of current population:** reviews estimates of the Gypsy and Traveller and Travelling Showpeople population across the study area and the scale of existing site provision. A review of the current accommodation situation of Travellers identifies issues arising;
- **Chapter 6 Residential Pitch and plot requirements:** focuses on current and future residential pitch and plot requirements. This chapter includes a detailed assessment of drivers of demand, supply and current shortfalls across the study area;
- **Chapter 7 Travelling practices, experiences and transit requirements:** highlights experiences of and issues relating to travelling and includes an assessment of need for transit sites in the study area;
- **Chapter 8 Stakeholder consultation:** summarises views of stakeholders expressed through the on-line survey;
- **Chapter 9 Summary of findings:** summarises the main findings of the report; and
- **Chapter 10 Conclusion and strategic response:** concludes the report, identifying headline issues, and recommending ways in which these could be addressed.

1.11 The report is supplemented by the following appendices:

- **Appendix A** which provides details of the legislative background underpinning accommodation issues for Gypsies and Travellers;
- **Appendix B** Policy and guidance;
- **Appendix C** Fieldwork questionnaire;
- **Appendix D** Stakeholder questionnaire and responses; and
- **Appendix E** Glossary of terms.

## 2. Legislative and policy context

- 2.1 This research is grounded in an understanding of how the national legislative and policy context has affected Gypsy and Traveller and Travelling Showpeople communities to date.

### Legislative background

- 2.2 Since 1960, three Acts of Parliament have had a major impact on Gypsies and Travellers and Travelling Showpeople:
- Caravan Sites and Control of Development Act 1960;
  - Caravan Sites Act 1968 (Part II); and the
  - Criminal Justice and Public Order Act 1994.
- 2.3 The 1994 Criminal Justice and Public Order Act abolished all statutory obligations to provide accommodation, discontinued Government grants for sites and made it a criminal offence to camp on land without the owner's consent.
- 2.4 Since the 1994 Act, the only places where Gypsies and Travellers and Travelling Showpeople can legally park their trailers and vehicles are:
- Council and Registered [Social Housing] Providers Gypsy caravan sites;
  - Privately owned land with appropriate planning permission;
  - Land with established rights of use, other caravan sites or mobile home parks by agreement or licence along with land required for seasonal farm workers.
- 2.5 The 1994 Act resulted in increased pressure on available sites. It eventually resulted in further reviews of law and policy, culminating in the Housing Act 2004 which placed a requirement (s.225) on local authorities to assess Gypsy and Traveller and Travelling Showpeople accommodation needs.
- 2.6 More detail on the legislation affecting Gypsies and Travellers and Travelling Showpeople can be found at Appendix A.

### Policy background

- 2.7 As part of this research we have carried out a literature review. A considerable range of guidance documents have been prepared by Central Government to assist local authorities in discharging their strategic housing and planning functions and numerous research and guidance documents have been published by other agencies. This review examines influential guidance and research which relates specifically to Gypsies and Travellers and Travelling Showpeople or makes reference to them; more information is provided within Appendices A and B.
- 2.8 Overall, this range of statutory documentation, advisory and guidance notes and accepted good practice has helped set a broad context within which this research can be positioned.

- 2.9 Some of the key themes to emerge from the review of relevant literature include:
- Recognising the long-standing role Gypsies and Travellers and Travelling Showpeople have played in society and how prejudice, discrimination and legislative change have increasingly marginalised these distinctive ethnic groups;
  - A recognised shortage of provision for Gypsies and Travellers;
  - The importance of understanding Gypsy and Traveller issues in the context of recent housing and planning policy development;
  - Recognition that Gypsies and Travellers are one of the most socially excluded groups in society and are particularly susceptible to a range of inequalities relating to health, education, law enforcement and quality of accommodation; and
  - A need for better communication and improved understanding between, and within, Travelling communities themselves, and between Travelling communities and elected members, service providers and permanently settled communities.

### Planning policy

- 2.10 In March 2012 the Government published both the National Planning Policy Framework<sup>2</sup> and its accompanying ‘Planning Policy for Traveller Sites’<sup>3</sup>. These documents replace all previous national planning policy in respect of Gypsies, Travellers and Travelling Showpeople. This new national guidance is now a material consideration in determining planning applications and its overarching aim is ‘to ensure fair and equal treatment for travellers’.
- 2.11 Through Planning Policy for Traveller Sites, local planning authorities are encouraged to make their own assessment of need for the purposes of planning, and plan for sites over a reasonable timescale. National policy aims to promote more private Traveller site provision ‘while recognising that there will always be those travellers who cannot provide their own sites’ (paragraph 4).
- 2.12 The policy also states that<sup>4</sup>:
- Plan making and decision taking should aim to reduce the number of unauthorised developments and encampments and make enforcement more effective.
  - Planning policies need to be fair, realistic and inclusive; and
  - Planning policies should increase the number of Traveller sites in appropriate locations with planning permission, to address under-provision and maintain an appropriate level of supply.
- 2.13 It is within this policy context that local planning authorities will have to plan future provision for Gypsies and Travellers and Travelling Showpeople across

---

<sup>2</sup> CLG National Planning Policy Framework March 2012

<sup>3</sup> CLG Planning Policy for Traveller Sites March 2012

<sup>4</sup> CLG Planning Policy for Traveller Sites March 2012 para. 4

their respective areas. The National Planning Policy emphasises the role of evidence and how it should be used within this context.

- 2.14 Using evidence to plan positively and manage development, stresses the need for timely, effective and on-going community engagement (both with Travellers and the settled community); the *'use of a robust evidence base to establish accommodation needs to inform the preparation of local plans and make planning decisions'* is advocated. Paragraphs 8 and 9 of 'Planning Policy for Traveller Sites' state that:

*'Local planning authorities should set pitch targets for gypsies and travellers and plot targets for travelling show people which address the likely permanent and transit site accommodation needs of travellers in their area, working collaboratively with neighbouring local planning authorities.'*

*'Local planning authorities should:*

- a) Identify and update annually, a supply of specific deliverable sites sufficient to provide five years' worth of sites against their locally set targets;*
- b) Identify a supply of specific, developable sites or broad locations for growth, for years 6 to 10 and, where possible, for years 11-15;*
- c) Consider production of joint development plans that set targets on a cross-authority basis, to provide more flexibility in identifying sites, particularly if a local planning authority has special or strict planning constraints across its area (local planning authorities have a duty to cooperate on planning issues that cross administrative boundaries);*
- d) Relate the number of pitches or plots to the circumstances of the specific size and location of the site and the surrounding population's size and density; and*
- e) Protect local amenity and environment.'*

- 2.15 In September 2014 the Department for Communities and Local Government issued a Consultation on Planning and Travellers. The paper proposes measures to:

- Amend the definition of Travellers and Travelling Showpeople to exclude those who have ceased to travel permanently;
- Make the intentional unauthorised occupation of land be regarded by decision takers as a material consideration that weighs against the granting of planning permission. In other words, failure to seek permission in advance of occupation of land would count against a planning application;
- Protect 'sensitive areas' including the Green Belt; and
- Update guidance on how local authorities should assess future Traveller accommodation requirements, including sources of information that authorities should use. The proposed 'Draft planning guidance for travellers' would replace current guidance, including that set out in 'Gypsy and Traveller Accommodation Needs Assessments – Guidance' (2007) and 'Designing Gypsy and Traveller Sites – Good Practice Guide' (2008).

- 2.16 The consultation closed on 23rd November 2014 and **a revised version of the Planning policy for traveller sites (PPTS) was published by CLG on 31st August 2015, and its policies apply from the same date.**
- 2.17 There are five changes to the text of the new PPTS that differentiate it from the March 2012 policy document. None of the changes relates to using evidence; the majority of changes relate to plan making and decision taking. The changed definition of gypsies and travellers will have an impact for GTAAs.
- 2.18 The changes focus upon:
- Ensuring that Local Planning Authorities (LPAs) are not required to address the accommodation requirements of one-off, large-scale unauthorised encampments in their areas (para 12);
  - Protecting the Green Belt (paras 16, unnumbered para preceding para 25, and end of para 27); and
  - Amending the definition of gypsies and travellers and that of travelling showpeople (Annex 1).

### Large-scale unauthorised encampments

- 2.19 The inclusion of paragraph 12 in the revised policy is aimed at preventing the reoccurrence of a ‘Dale Farm’ situation. The new policy seeks to ensure that LPAs do not need to plan to meet their traveller site needs in full where:
- There is a large-scale unauthorised encampment that has significantly increased need in an area; and
  - The area is subject to ‘strict and special planning constraints’.

### Protecting the Green Belt

- 2.20 Additions to the policy reiterate the point that harm to the Green Belt through the development of temporary or permanent sites is unlikely to be outweighed by personal circumstances and unmet need. Paragraph 16 is explicit that ‘subject to the best interests of the child, personal circumstances and unmet need are unlikely to clearly outweigh harm to the Green Belt and any other harm so as to establish very special circumstances.
- 2.21 Again protection of the Green Belt, as well as other sites subject to landscape or environmental designation<sup>5</sup>, is reiterated at paragraph 27, closing the loophole enabling grant of temporary planning permission on sites in the Green Belt where a LPA cannot demonstrate an up-to-date five year supply of deliverable sites.

---

<sup>5</sup> Sites protected under the Birds and Habitats Directives, sites designated as Sites of Special Scientific Interest, Local Green Space, Areas of Outstanding natural Beauty, or within a National Park (or the Broads).



## Changes to definition of gypsy and traveller

- 2.22 The revised policy retains the original definition of gypsies and travellers from the 2012 document, it however adds the following ‘clarification’ for determining whether someone is a gypsy or traveller:
- 2.23 'In determining whether persons are “gypsies and travellers” for the purposes of this planning policy, consideration should be given to the following issues amongst other relevant matters:
- a) *whether they previously led a nomadic habit of life*
  - b) *the reasons for ceasing their nomadic habit of life*
  - c) *whether there is an intention of living a nomadic habit of life in the future, and if so, how soon and in what circumstances.*<sup>6</sup>

## Changes to definition of travelling showpeople

- 2.24 The revised policy alters the definition of this group by removing the term ‘or permanently’ when referring to travelling patterns. The new definition reads as:
- 2.25 ‘Members of a group organised for the purposes of holding fairs, circuses or shows (whether or not travelling together as such). This includes such persons who on the grounds of their own or their family’s or dependants’ more localised pattern of trading, educational or health needs or old age have ceased to travel temporarily (*note ‘or permanently’ has been removed here*), but excludes Gypsies and Travellers as defined above’.

## Implications of changed definitions and other 2015 Policy Changes for future GTAAs

- 2.26 Future GTAAs will need to establish how best to cover these changes in definition as well as other aspects of guidance that have altered. However, it is not immediately apparent what ‘consideration of these matters’ will add to needs assessments other than to provide additional data in respect of those in the local gypsy and traveller community that are not currently travelling (ie how many do not travel, why and will they be starting again).
- 2.27 It is not clear how responses to these questions will shape the overall assessment of need for new permanent and transit provision, unless it is the intention to exclude from needs assessments those respondents indicating that they have no intention of travelling in the future.
- 2.28 Whilst our existing GTAAs ask about time spent travelling each year they do not ask about why people ceased to travel and do not assume that a nomadic lifestyle has been led previously. Given the changed definitions it is not possible to go back and update existing needs figures. But arc4 would suggest that with the changes in the definitions needs figures are unlikely to represent a minimum and are in fact potentially likely to represent a maximum due to the fact that not all households travel (see tables 7.1 and 7.2 – these tables identify that only 38% of respondents said they travelled and of these over half travelled for four weeks or less each year).

---

<sup>6</sup> Planning policy for traveller sites Aug 2015 Annex 1: Glossary para 2

- 2.29 As yet we are unclear on the implications of the changes at paragraph 12 of the PPTS 2015 to unauthorised encampments and transit provision. We see the changes to this aspect of provision being more strongly linked to stopping a 'new Dale Farm' situation from occurring though it is difficult to quantify what the CLG see as 'largescale' in this respect.

## Duty to Cooperate

- 2.30 Despite the revocation of the Regional Spatial Strategy, the need for strategic planning remains, especially to ensure coherent planning beyond local authority boundaries. To this end the Localism Act 2011 has introduced the Duty to Co-operate which the Planning Advisory Service<sup>7</sup> advises:
- Requires councils and public bodies to engage constructively, actively and on an on-going basis in relation to planning of sustainable development;
  - Requires councils to consider whether to enter into agreements on joint approaches or prepare joint Local Plans (if a local planning authority); and
  - Applies to planning for strategic matters in relation to the preparation of Local and Marine Plans, and other activities that prepare the way for these activities.
- 2.31 The Localism Act and the National Planning Policy Framework set out a requirement for local authorities to fulfil the Duty to Co-operate on planning issues, including provision for Gypsies and Travellers and Travelling Showpeople, to ensure that approaches are consistent and address cross border issues with neighbouring authorities. The Duty is intended to act as a driver for change in order to enhance co-operation and partnership working to assist in delivering appropriate provision of future accommodation for Gypsies and Travellers, which can be contentious.
- 2.32 In addition, the National Planning Policy Framework sets out a presumption in favour of sustainable development to guide local authorities in the delivery of new developments whilst the 'Planning policy for traveller sites' [sections 7-11] provides specific advice as detailed above.

## Progress on tackling inequalities

- 2.33 In April 2012 the Government published a 'Progress report by the ministerial working group on tackling inequalities experienced by Gypsies and Travellers'<sup>8</sup>, which summarised progress in terms of meeting '*Government commitments to tackle inequalities and promote fairness for Gypsy and Traveller communities.*'<sup>9</sup> The report covers 28 measures from across Government aimed at tackling inequalities, these cover:
- Improving education outcomes;

---

<sup>7</sup> PAS A simple guide to Strategic Planning and the Duty to Cooperate  
<http://www.pas.gov.uk/pas/core/page.do?pagelid=2133454>

<sup>8</sup> The study only includes reference to Gypsies and Travellers and not Travelling Showpeople

<sup>9</sup> [www.communities.gov.uk/news/corporate/2124322](http://www.communities.gov.uk/news/corporate/2124322)



- Improving health outcomes;
  - Providing appropriate accommodation;
  - Tackling hate crime;
  - Improving interaction with the National Offender Management Service;
  - Improving access to employment and financial services; and
  - Improving engagement with service providers.
- 2.34 In respect of provision of appropriate accommodation, the report advises that financial incentives and other support measures have been put in place to help councils and elected members make the case for development of Traveller sites within their areas. Changing perceptions of sites is also identified as a priority, and to this end the Government has made the following commitments:
- *‘The Department for Communities and Local Government will help Gypsy and Traveller representative groups showcase small private sites that are well presented and maintained’.*
  - *‘Subject to site owners agreeing to have their homes included we will help produce a case study document which local authorities and councillors, potential site residents and the general public could use. It could also be adapted and used in connection with planning applications.’*<sup>10</sup>
- 2.35 Also aimed at improving provision of accommodation for Gypsies and Travellers, the Government has committed to:
- The provision of support, training and advice for elected members services up to 2015; and
  - The promotion of improved health outcomes for Travellers through the planning system; the report states that *‘one of the Government’s aims in respect of traveller sites is to enable provision of suitable accommodation, which supports healthy lifestyles, and from which travellers can access education, health, welfare and employment infrastructure.’*<sup>11</sup>

### Emphasis on enforcement powers

- 2.36 On 4<sup>th</sup> May 2013 the Government revoked regulations governing the issuing of Temporary Stop Notices (TSNs)<sup>12</sup> by local planning authorities, which had been in place since the introduction of TSNs in 2005. The regulations were originally introduced to mitigate the likely disproportionate impact of TSNs on Gypsies and Travellers in areas where there is a lack of sites to meet the needs of the Travelling community. Under the previous regulations, TSNs were prohibited where a caravan was a person’s main residence, unless there was a risk of harm to a serious public interest significant enough to outweigh any benefit to the

<sup>10</sup> CLG Progress report by the ministerial working group on tackling inequalities experienced by Gypsies and Travellers April 2012 commitment 12 page 18

<sup>11</sup> CLG Progress report by the ministerial working group on tackling inequalities experienced by Gypsies and Travellers April 2012 para 4.13 page 19

<sup>12</sup> Statutory Instrument 2013 No.830 Town and Country Planning (Temporary Stop Notice) (England) (Revocation) Regulations 2013

occupier of the caravan. Under the new arrangements, and in the spirit of Localism, local planning authorities are to determine whether the use of a TSN is a proportionate and necessary response. Concerns have been raised that, without the regulations in place, TSNs risk violating the Human Rights of Gypsies and Travellers and Travelling Showpeople, especially in areas where there is an under-provision of sites/pitches/plots.

- 2.37 On 1st July 2013 in a Ministerial Statement issued by local government minister Brandon Lewis<sup>13</sup>, the issue of inappropriate development in the Green Belt was highlighted. The statement sought to make clear that both temporary and permanent Traveller sites are inappropriate development in the Green Belt and that planning decisions *'should protect Green Belt land from such inappropriate development'*.
- 2.38 The statement specified that *'The Secretary of State wishes to give particular scrutiny to traveller site appeals in the green belt, so that he can consider the extent to which 'Planning policy for traveller sites' is meeting the government's clear policy intentions. To this end he is hereby revising the appeals recovery criteria issued on 30<sup>th</sup> June 2008 and will consider for recovery appeals involving traveller sites in the green belt.'*
- 2.39 This situation was to apply for a period of six months in the first instance, and a number of appeals have since been recovered in order to 'test' relevant policies at a national level. To this end, the Secretary of State recently upheld the Planning Inspector's decision to find in favour of an applicant seeking to extend an existing site in Runnymede, Surrey, which had previously been refused by the Council. The Secretary of State found that the Council's policy was not consistent with the National Planning Policy Framework's policies for the protection of the Green Belt.
- 2.40 The Statement also revoked the practice guidance on 'Diversity and equality in planning'<sup>14</sup>, deeming it to be outdated; the Government does not intend to replace this guidance.
- 2.41 Revised Guidance from Government<sup>15</sup> in respect of dealing with unauthorised encampments was published on 9<sup>th</sup> August 2013; the updated guidance reflects the recent changes to TSNs. The Guidance states that:
- 'As part of the Government's commitment to protecting the nation's green spaces, these powers will help protect Green Belt land and the countryside from illegal encampments. In addition to the powers which are available to councils to remove unauthorised traveller [sic] sites, protest camps and squatters from both public and private land, new Temporary Stop Notices now give councils powers to tackle unauthorised caravans, backed up with potentially unlimited fines. With the powers set out in this guide available to them, councils should be ready to take swift enforcement action to tackle rogue encampments and sites.'*<sup>16</sup>
- 2.42 In March 2015, the Government published *'Dealing with illegal and unauthorised encampments: a summary of available powers'*, which sets out the robust

<sup>13</sup> <https://www.gov.uk/government/speeches/planning-and-travellers>

<sup>14</sup> ODPM Diversity and Equality in Planning: A good practice guide 2005

<sup>15</sup> CLG Dealing with illegal and unauthorised encampments: a summary of available powers 9th Aug 2013

<sup>16</sup> CLG Dealing with illegal and unauthorised encampments: a summary of available powers Page 3 first para

powers councils, the police and landowners now have to clamp down quickly on illegal and unauthorised encampments.<sup>17</sup> The powers are reiterated as part of the Government's commitment to protecting the Green Belt. The summary advises authorities that they *'should not gold-plate human rights and equalities legislation'* and that they have in fact strong powers available to them to deal with unauthorised encampments. When dealing with encampments authorities are advised to consider the following:

- *'The harm that such developments can cause to local amenities and the local environment;*
- *The potential interference with the peaceful enjoyment of neighbouring property;*
- *The need to maintain public order and safety and protect health;*
- *Any harm to good community relations; and*
- *That the State may enforce laws to control the use of an individual's property where that is in accordance with the general public interest'.<sup>18</sup>*

2.43 Despite having a clear leadership role, the summary urges local authorities to work collaboratively with other agencies, such as the Police and/or the highways Agency to utilise these enforcement powers.

## CLG Caravan Counts

2.44 Snapshot counts of the number of Gypsy and Traveller caravans were requested by the Government in 1979, and have since been made by local authorities on a voluntary basis every January and July<sup>19</sup>. Their accuracy varies between local authorities and according to how information is included in the process. A major criticism is the non-involvement of Gypsies and Travellers themselves in the counts. However, the counts, conducted on a single day twice a year, are the only systematic source of information on the numbers and distribution of Gypsy and Traveller trailers. The counts include caravans (or trailers) on and off authorised sites (i.e. those with planning permission) but do not relate necessarily to the actual number of pitches (i.e. capacity) on sites.

2.45 A major review<sup>20</sup> of the counting system was undertaken in 2003 by the then Office of the Deputy Prime Minister (ODPM), which made a number of recommendations and improvements to the process.

<sup>17</sup> CLG Home Office and Ministry of Justice Dealing with illegal and unauthorised encampments a summary of available powers March 2015 introduction

<sup>18</sup> CLG Home Office and Ministry of Justice Dealing with illegal and unauthorised encampments a summary of available powers March 2015 introduction

<sup>19</sup> Historically caravan counts have not included Travelling Showpeople. Since 2010 the Government has requested that January counts include Travelling Showpeople, however, the figures relating to Travelling Showpeople are reported separately and not included in the overall count figures.

<sup>20</sup> Counting Gypsies and Travellers: A Review of the Caravan Count System, Pat Niner Feb 2004, ODPM

## CLG Design Guidance

2.46 The Government's 'Planning Policy for Traveller Sites' provides no guidance on design for Gypsy and Traveller sites, concentrating instead on the mechanics of the planning process, from using evidence to plan making and decision taking. The new policy does not therefore add to existing design guidance<sup>21</sup> from CLG<sup>22</sup>, which suggests that, among other things, there must be an amenity building on each pitch and that this must include, as a minimum:

- Hot and cold water supply;
- Electricity supply;
- A separate toilet;
- A bath/shower room; and
- A kitchen and dining area.

2.47 A Homes and Communities Agency (HCA) review (January 2012) of Non-Mainstream Housing Design Guidance found that the CLG Design Guide most '*succinctly outlines the physical requirements for site provision for travellers.*' It also identified a number of 'pointers' for future guidance, and these are worth mentioning here:

- The family unit should be considered to be larger and more flexible than that of the settled community due to a communal approach to care for the elderly and for children;
- A distinct permanent building is required on site to incorporate washing and cooking facilities, and provide a base for visiting health and education workers; and
- Clearer diagrams setting out the parameters for design are called for, both in terms of the scale of the dwelling and the site. Incorporating requirements for maintenance, grazing, spacing, size provision, communal spaces, etc. '*would ensure that a set of best practice principles can be established.*'<sup>23</sup>

2.48 The HCA Review suggested the following design considerations:

- Travelling Showpeople should be considered in the development of provision for temporary/transit sites;
- Vehicular access is a requirement and not an option;
- Open space is essential for maintenance of vehicles and grazing of animals;
- Open play space for children needs to be provided;
- A warden's office is required for permanent sites;
- Communal rooms for use of private health/education consultations are required; and

---

<sup>21</sup> This guidance does not apply to the provision of new yards for Travelling Showpeople. Further information about good practice in the provision of yards can be obtained from the Showmen's Guild of Great Britain.

<sup>22</sup> CLG Designing Gypsy and Traveller Sites Good Practice Guide, May 2008

<sup>23</sup> Non-Mainstream Housing Design Guidance Literature Review, HCA January 2012 page 63

- An ideal ratio of facilities provision (stand pipes, parking area, recreation space) to the number of pitches.

## 3. Methodology

- 3.1 In order to deliver the requirements of Government Guidance<sup>24</sup> the methodology for this study has comprised:
- Desktop analysis of existing documents, data and pitch/site information;
  - A Key Stakeholder on-line questionnaire for professionals who have direct contact with and knowledge of local Gypsy and Traveller and Travelling Showpeople communities.
  - A census of sites reviewing total number of pitches, number of pitches occupied and vacant, and total number of households; and
  - Interviews with Gypsies and Travellers and Travelling Showpeople on authorised and unauthorised sites and in bricks and mortar accommodation;
- 3.2 The information gathering has been carried out in three phases, as outlined below:
- Phase 1: Literature/desktop review and stakeholder discussions;
  - Phase 2: Survey of Gypsies and Travellers across the study area; and
  - Phase 3: Production of Report.

### Phase 1: Literature/desktop review and stakeholder consultation

- 3.3 This phase comprised a review of available literature, including legislative background and best practice information; and available secondary data relating to Gypsies and Travellers and Travelling Showpeople.
- 3.4 Relevant national, sub-regional and local information has been collected, collated and reviewed, including information on:
- The national policy and legislative context;
  - Current policies towards Gypsies and Travellers and Travelling Showpeople in the study area (drawn from Local Authority and sub-regional policy documents, planning documents, housing strategies and homelessness strategies); and
  - Analysis of existing data sources available from stakeholders<sup>25</sup>.
- 3.5 This information has helped to shape the development of this report, and in particular the review of the legislative and policy context set out in Chapter 2.
- 3.6 The views of a range of Key Stakeholders identified by the Authorities have been sought as part of this study, and these are summarised at Chapter 9. Stakeholders consulted as part of this process include a range of representatives

---

<sup>24</sup> CLG Gypsy and Traveller Accommodation Needs Assessments Guidance October 2007 [https://www.gov.uk/government/uploads/system/uploads/attachment\\_data/file/7838/accommneedsassessments.pdf](https://www.gov.uk/government/uploads/system/uploads/attachment_data/file/7838/accommneedsassessments.pdf)

<sup>25</sup> This includes CLG caravan count data and information on unauthorised encampment data provided by the Authorities (see chapter 6 for more information on this data)

including Local Authorities (Councillors and Officers), education and community representatives.

## Phase 2: Survey of Gypsies and Travellers and Travelling Showpeople across the study area

- 3.7 The primary fieldwork for this study comprised direct engagement and consultation with Gypsies and Travellers and Travelling Showpeople. This work involved face-to-face interviews using an agreed survey questionnaire with Traveller families, and was organised by Home Space Sustainable Accommodation (HSSA) and undertaken by Gypsy and Traveller fieldworkers, managed and monitored by arc<sup>4</sup> staff. HSSA was involved in the design of the questionnaire and in the recruitment of fieldworkers.
- 3.8 Fieldwork interviews were carried out over the period March to July 2015. The overarching aim of the fieldwork was to maximise the number of interviews secured from households living on sites, yards and bricks and mortar accommodation within the study area. Consulting with stakeholders ensured that the fieldwork team had a good understanding of the local issues facing Gypsies and Travellers and helped to maximise the community's participation in the study.
- 3.9 Interviews were undertaken by trained members of the Gypsy and Traveller community. Using members of the community as interviewers helps secure a good response rate, and ultimately deliver a more comprehensive picture of need.
- 3.10 The cultural needs of Gypsies and Travellers and Travelling Showpeople differ from those of the rest of the population and consideration of culturally specific requirements such as the need for additional permanent caravan sites and/or transit sites and/or stopping places (or improvements to existing sites) are key to this study. The research has therefore explicitly sought information from Gypsies and Travellers and Travelling Showpeople across the study area living in different types of accommodation.
- 3.11 A total of 63 interviews were secured during the 2015 fieldwork from 28 households living on pitches in Stoke-on-Trent plus 14 living in bricks and mortar accommodation; 18 households living on pitches in Newcastle-under-Lyme; and 3 living on pitches in Staffordshire Moorlands. The 2012 Stafford GTAA secured responses from 92 households of whom 85 lived on sites and 7 lived in bricks and mortar accommodation. In terms of bricks and mortar interviews achieved we had success in both Stoke-on-Trent and Stafford as bricks and mortar families were known to the interview team – this was not the case in Newcastle-under-Lyme or Staffordshire Moorlands and as such no interviews could be achieved with this group in these two areas. None of the Councils were able to provide any details of known bricks and mortar households either so this could not be utilised as an alternative method to accessing this group. This is summarised in Table 3.1.



<b>Table 3.1 Interviews secured</b>					
<b>Dwelling type</b>	<b>Stoke-on-Trent</b>	<b>Staffordshire Moorlands</b>	<b>Newcastle-Under-Lyme</b>	<b>Total (2015)</b>	<b>Stafford (2012)</b>
<b>Gypsy and Traveller</b>					
Pitch on Private Authorised Site	11	1	2	14	52**
Pitch on Council Authorised Site	17	0	0	17	26
Pitch on Housing Association Authorised Site	0	0	16	16	0
Pitch on temporary site (authorised or unauthorised)	0	2	0	2	5**
Pitch on unauthorised development/site	0	0	0	0	2
<b>Showperson</b>					
Plot on Private Authorised Yard	0	0	0	0	0
<b>Bricks and Mortar</b>					
Private Dwellings (Inc. Caravan in Garden/Yard)	14	0	0	14	7
<b>Total</b>	<b>42</b>	<b>3</b>	<b>18</b>	<b>63*</b>	<b>92</b>

Source: Survey fieldwork response data 2015, 2012

\*: This total and all other Total (2015) columns relate to the summation of the three preceding Councils and excluding Stafford.

\*\* : Since the 2012 GTAA the Spotacre Site in Stafford has changed from authorised to unauthorised.

## Phase 3: Production of report

3.12 In conjunction with interviews with members of the Travelling communities, a range of complementary research methods have been used to permit the triangulation of results. These are brought together during the research process and inform the outputs of the work and include:

- Desktop analysis of existing documents and data;
- Preparing a database of authorised and unauthorised sites; and
- Conducting a Key Stakeholder on-line questionnaire for professionals who have direct contact with local Gypsy and Traveller and Travelling Showpeople communities across the study area.

3.13 Good practice guidance and evidence from other studies emphasises that building trust with Travelling communities is a prerequisite of meaningful research. In this case it has been achieved by using interviewers from Gypsy, and Traveller communities to conduct the interviews, by engaging with Gypsy and Traveller and Travelling Showpeople groups, by using local resources and workers to make links, and working with officers who have already established good relationships with local Travelling communities.

3.14 We have also used the following sources of information:



- The bi-annual caravan count for CLG [from January 2013 to January 2015]; and
  - Local Authority information on existing site provision and unauthorised developments.
- 3.15 The assessment of pitch [and plot] requirements has been calculated by utilising information on current supply of pitches and the results from the survey. The overall number of pitches has been calculated using Local Authority information, with likely capacity through turnover assessed through the survey. A detailed explanation of the analysis of pitch requirements is contained in Chapter 6 but briefly comprises analysis of the following elements:
- Current pitch provision, households interviewed living in bricks and mortar accommodation; households planning to move in the next five years, and emerging households to give total demand for pitches; and
  - Turnover on existing pitches and total supply.
- 3.16 The approach used then reconciles the demand and supply data to identify overall pitch [and plot] requirements.
- 3.17 To identify the need for transit provision, data on unauthorised encampment activity has been collated and analysed, the results of this analysis are assessed alongside other contextual information to identify an appropriate target for transit provision in each of the Local Authority areas. The assessment of transit requirements is based on the median<sup>26</sup> number of caravans per transit related unauthorised encampment. Data for this exercise was provided by two of the four Authorities and as such transit need is only present for Newcastle-under-Lyme Borough Council and Stoke-on-Trent Council and as such transit requirements only cover these two authority areas. Neither Staffordshire Moorlands District Council nor Stafford Borough Council had suitable data and as such have a zero need recorded.

## The 2007 Study

- 3.18 The previous 2007 North Staffordshire GTAA was conducted using a different methodology (see previous report for details of methodology) and as such arc<sup>4</sup> does not make any direct comparisons within the current assessment as a lot has changed in terms of guidance since 2007. We provide a short summary of the 2007 assessed needs in Appendix F.

---

<sup>26</sup> The median figure is used and not the mean as it is more representative of unauthorised encampment activity more generally over the period. By using the median the overall transit target is not skewed by unrepresentative large or small scale one-off encampments

## 4. The current picture: provision of Gypsy and Traveller sites

- 4.1 This chapter considers the current provision of sites across the study area. This is based on information provided by the Local Planning Authorities and supplemented with observations from the fieldwork team.

### Provision of authorised and unauthorised sites

- 4.2 Data on the provision of sites considers both authorised and unauthorised sites and yards across the study area. Broadly speaking, authorised sites are those with planning permission and can be on either local authority or privately owned land. In this instance unauthorised sites are made up of either longer term<sup>27</sup> unauthorised encampments<sup>28</sup>, that have been in existence for some considerable time and so can be considered to be indicative of a permanent need for accommodation (in some instances local authorities class these as tolerated sites and decide not to take enforcement action to remove them); and unauthorised developments, where Travellers are residing upon land that they own/rent and that does not have planning permission (see Appendix E for more detailed definitions).
- 4.3 Table 4.1 presents a summary of pitches across the study area, based on Council data, site census data and from discussions with Council officers.
- 4.4 The location of sites and yards is illustrated in Map 4.1.

---

<sup>27</sup> Three months or longer

<sup>28</sup> Please note that unauthorised encampments also encompass short-term illegal encampments, which are more indicative of transit need, see Section 6 for more information on these encampments.

**Table 4.1 List of Gypsy & Traveller Pitches on Sites and showperson Plots on Yards (as at April 2015)**

Site Location	District	Type of Site	Ownership	Total Number of Pitches on Site	No. Vacant Pitches	No. occupied pitches	Total household survey responses*
Linehouses, Boathorse Road, Goldenhill (1)	Stoke-on-Trent	Permanent Authorised	Council	33	0	33	17
Lakeview, Boathorse Road, Goldenhill(2)	Stoke-on-Trent	Permanent Authorised	Private	10	0	10	11
Boundary Road, Boundary, ST10 2NU(3)	Staffordshire Moorlands	Permanent Authorised	Private	1	0	1	1
Uttoxeter Road, Checkley, ST10 4NA(4)	Staffordshire Moorlands	Temporary Authorised	Private	3	1	2	2
Cemetery Road, Silverdale(5)	Newcastle-under-Lyme	Permanent Authorised	Housing Association	19	0	19	16
Linley Road, Talke ST7 1TZ (6)	Newcastle-under-Lyme	Permanent Authorised	Private	2	0	2	2
Hardings Wood Road, Kidsgrove, ST7 1EF(7)	Newcastle-under-Lyme	Showperson Permanent Authorised	Private	3	0	3	0
Glover Street Caravan Site, Stafford(8)	Stafford	Permanent Authorised	Council	12**	6	6	26
Ashlea Mobile Home, Hopton(9)	Stafford	Permanent Authorised	Private	16	0	16	14
Ashlea Caravan Site, Hopton(10)	Stafford	Permanent Authorised	Private	6	0	6	6
Spot Acre, Fulford(11)	Stafford	Unauthorised	Private	5	0	5	5

Continued overleaf/...

**Table 4.1 List of Gypsy & Traveller Pitches on Sites and showperson Plots on Yards (as at April 2015) (continued)**

Site Location	District	Type of Site	Ownership	Total Number of Pitches on Site	No. Vacant Pitches	No. occupied pitches	Total household survey responses
Rear Widdens, Hopton(12)	Stafford	Permanent Authorised	Private	20	0	19	24
Front Widdens, Hopton(13)	Stafford	Permanent Authorised	Private	14	0	14	15
Common Road, Stafford(14)	Stafford	Unauthorised Development	Private no planning permission	3	1	2	2

\* Total survey responses for Stafford relate to fieldwork completed in 2012

\*\* 6 pitches are included in supply due to households being moved off of the site – these households are included as in need in modelling.

Figures in brackets (1-14) provide a key to the sites located on map 4.1.

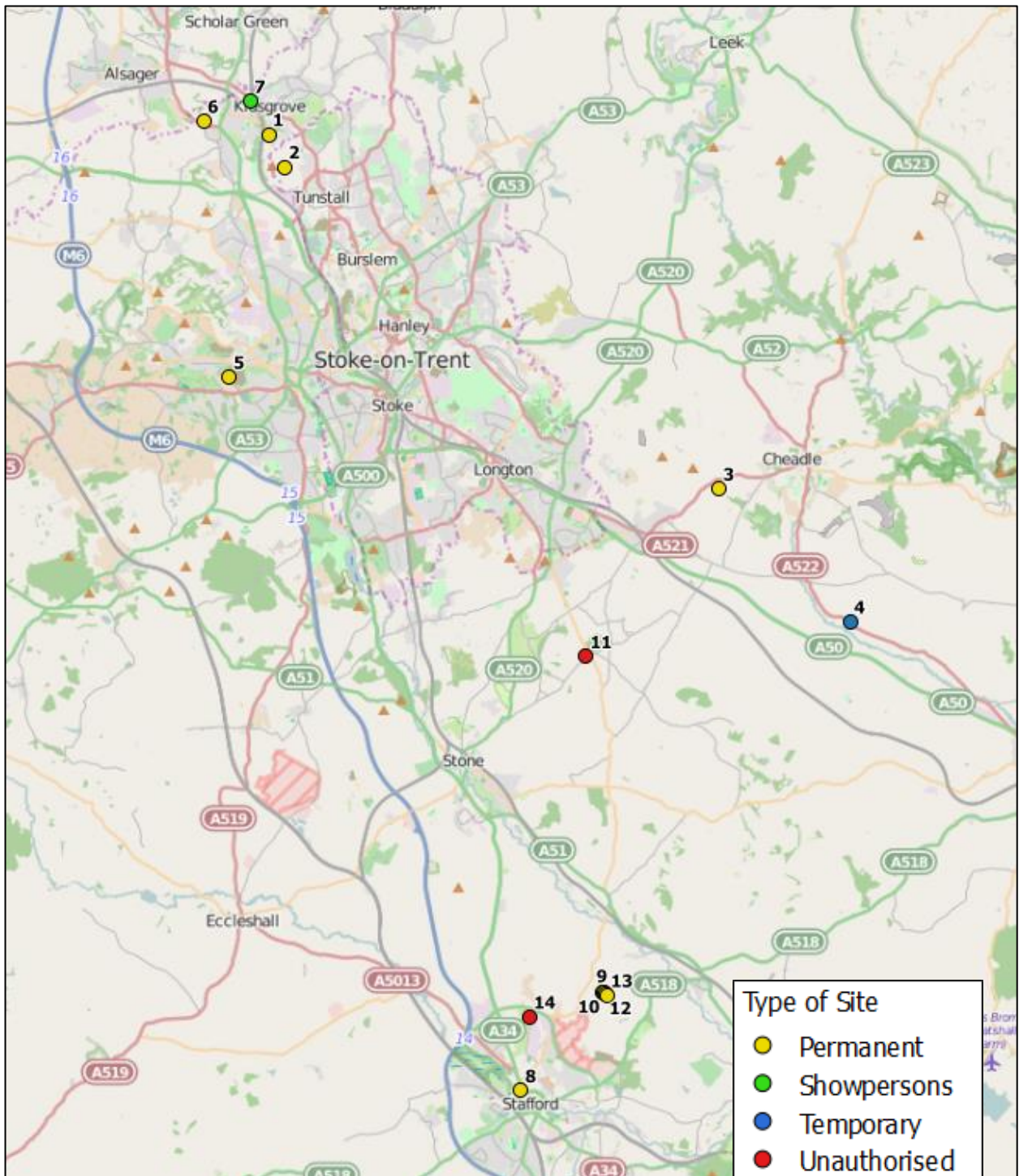
**Table 4.2 List of Gypsy & Traveller Pitches on Sites and showperson Plots on Yards by Authority (as at April 2015)**

District	Type of Site	Ownership	Total Number of Pitches on Site	No. Vacant Pitches	No. occupied pitches	Total household survey responses*
Stoke-on-Trent	Permanent Authorised	Council	33	0	33	17
Stoke-on-Trent	Permanent Authorised	Private	10	0	10	11
Staffordshire Moorlands	Permanent Authorised	Private	1	0	1	1
Staffordshire Moorlands	Temporary Authorised	Private	3	1	2	2
Newcastle-under-Lyme	Permanent Authorised	Housing association	19	0	19	16
Newcastle-under-Lyme	Permanent Authorised	Private	2	0	2	2
Stafford	Permanent Authorised	Council	12	6	6	26
Stafford	Permanent Authorised	Private	56	0	55	52
Stafford	Unauthorised	Private	8	1	7	7
<b>GRAND TOTAL</b>	<b>All Types</b>	<b>All Ownership</b>	<b>144</b>	<b>8</b>	<b>135</b>	<b>134</b>
Summary (all types by District)	Stoke-on-Trent		43	0	43	28
	Staffordshire Moorlands		4	1	3	3
	Newcastle-under-Lyme		21	0	21	18
	Stafford		76	7	68	87
	<b>TOTAL</b>		<b>144</b>	<b>8</b>	<b>135</b>	<b>136</b>
Summary (all Districts by type)	Permanent Authorised		133	6	126	125
	Temporary Authorised		3	1	2	2
	Unauthorised		8	1	7	7
	<b>TOTAL</b>		<b>144</b>	<b>8</b>	<b>135</b>	<b>134**</b>

\* Total survey responses for Stafford relate to fieldwork conducted in 2012

\*\* In addition to the noted 134 completed interviews with respondents living on sites and yards there was also 21 conducted with households living in bricks and mortar (inc. Caravans in Garden/Yard).

**Map 4.1** Location of Authorised and Unauthorised Gypsy and Traveller Sites and Showpeople’s Yards as of 31<sup>st</sup> April 2015





## 5. The current picture: Gypsy and Traveller population and pitch availability

### Population estimates

- 5.1 This chapter looks at the current picture in terms of the current population and demography of Gypsies and Travellers and Travelling Showpeople across the study area before going on to explore the extent and nature of provision across the area.
- 5.2 Whilst it is recognised that some families may not identify themselves as Gypsies or Travellers in Censuses, in the 2011 Census<sup>29</sup>, a total of 156 households in the study area were identified as having a ‘White: Gypsy or Irish Traveller’ (WGoIT) ethnicity. The Census figure includes households living in bricks and mortar accommodation as can be noted in Table 5.1a which identifies these households as recorded in the Census by their identified accommodation type.

Households	Total: Accommodation type	House or bungalow	A flat, maisonette or apartment	A caravan or other mobile or temporary structure
Stoke-on-Trent	67	30	6	31
Staffordshire Moorlands	15	9	0	6
Newcastle-under-Lyme	24	10	1	13
Stafford	50	21	3	26
<b>Study Area TOTAL</b>	<b>156</b>	<b>70</b>	<b>10</b>	<b>76</b>

Source: 2011 Census

- 5.3 The 2011 Census, provides further information on actual residents and Table 5.1b provides details of the breakdown of people by authority and for the study area as a whole.

<sup>29</sup> Tables 5.1a to 5.1d are taken from the Census 2011. Special tables were commissioned by ONS to cover the ethnicity and several data sets were produced and made available on the ONS website on the 21<sup>st</sup> January 2014. See Tables CT0127 and CT0128. Main article: <http://www.ons.gov.uk/ons/rel/census/2011-census-analysis/what-does-the-2011-census-tell-us-about-the-characteristics-of-gypsy-or-irish-travellers-in-england-and-wales-/index.html>

**Table 5.1b People from households identifying as WGoIT by Accommodation Type**

People	Total: Accommodation type	House or bungalow	A flat, maisonette or apartment	A caravan or other mobile or temporary structure
Stoke-on-Trent	181	93	8	80
Staffordshire Moorlands	34	20	0	14
Newcastle-under-Lyme	48	23	1	24
Stafford Borough	102	39	4	59
<b>Study Area TOTAL</b>	<b>365</b>	<b>175</b>	<b>13</b>	<b>177</b>

Source: 2011 Census

5.4 Table 5.1c provides an analysis of people and households and shows that the average household size is 2.47 for Gypsies and Travellers in the study area, although this varies between authorities and accommodation types. This compares with an average household size of 2.3 (down from 2.4 in 2001) for the UK as a whole and looking at all households.

**Table 5.1c People per Household, Calculation by Accommodation Type**

People	Total: Accommodation type	House or bungalow	A flat, maisonette or apartment	A caravan or other mobile or temporary structure
Stoke-on-Trent	2.70	3.10	1.33	2.58
Staffordshire Moorlands	2.27	2.22	0.00	2.33
Newcastle-under-Lyme	2.00	2.30	1.00	1.85
Stafford Borough	2.04	1.86	1.33	2.27
<b>Study Area AVERAGE</b>	<b>2.34</b>	<b>2.50</b>	<b>1.30</b>	<b>2.33</b>

Source: 2011 Census

5.5 Table 5.1d identifies the number of households in each district and for the study area overall by tenure. 37.2% of all households own or part own their home; the remaining households are almost equally divided between social renting (31.6%) and renting privately or living rent free (30.8%).

**Table 5.1d Households identifying as WGoIT by Tenure**

Households	All Tenures	Owned or shared ownership: Total	Social rented: Total	Private rented or living rent free: Total
Stoke-on-Trent	67	11	30	26
Staffordshire Moorlands	15	8	3	4
Newcastle-under-Lyme	24	15	4	5
Stafford Borough	50	24	13	13
<b>Study Area TOTAL</b>	<b>156</b>	<b>58</b>	<b>50</b>	<b>48</b>

Source: 2011 Census



- 5.6 Table 5.1e identifies the number of households in each local authority and for the County overall by age group. This is derived from the Household Representative Person (HRP). Households aged under 35 account for 55 (35.3%) of all households with most households (52.6%) being in the 35 to 64 age bracket (with 28.2% aged 35 to 49). 12.2% are aged 65+.

<b>Council</b>	<b>All Age Groups</b>	<b>Age 24 &amp; under</b>	<b>Age 25 to 34</b>	<b>Age 35 to 49</b>	<b>Age 50 to 64</b>	<b>Age 65 to 74</b>	<b>Age 75 to 84</b>	<b>Age 85+</b>
Stoke-on-Trent	67	9	19	20	9	9	1	0
Staffordshire Moorlands	15	3	3	4	5	0	0	0
Newcastle-under-Lyme	24	3	1	9	9	1	1	0
Stafford Borough	50	4	13	11	15	2	2	3
<b>Study Area TOTAL</b>	<b>156</b>	<b>19</b>	<b>36</b>	<b>44</b>	<b>38</b>	<b>12</b>	<b>4</b>	<b>3</b>

Source: 2011 Census

## Caravan Counts and authorised pitches

- 5.7 Snapshot counts of the number of Gypsy and Traveller caravans were requested by the Government in 1979, and have since been made by local authorities on a voluntary basis every January and July. Their accuracy varies between local authorities and according to how information is included in the process. A major criticism is the non-involvement of Gypsies and Travellers themselves in the counts. However, the counts, conducted on a single day twice a year, are the only systematic source of information on the numbers and distribution of Gypsy and Traveller trailers. The counts include caravans (or trailers) on and off authorised sites (i.e. those with planning permission) but do not relate necessarily to the actual number of pitches (i.e. capacity) on sites.
- 5.8 A major review of the counting system was undertaken in 2003 by the then Office of the Deputy Prime Minister (ODPM), which made a number of recommendations and improvements to the process. With effect from July 2013, the Department for Communities and Local Government (CLG) renamed the 'Gypsy and Traveller caravan count' as the 'traveller caravan count' *[sic]*. This does not reflect any change to the coverage of the count, but brings its title into line with the terminology used for planning policy purposes. Since 2011, each January count has included a count of caravans occupied by Travelling Showpeople in each local authority in England. This count is undertaken annually.
- 5.9 The latest figures available are from the January 2015 Traveller Caravan Count<sup>30</sup>, which nationally found that:

<sup>30</sup> DCLG Count of Traveller Caravans January 2015 England. Supplemented with counts from previous data sets to add longer data window.

- The total number of Traveller caravans was 20,123, which was 604 more than in January 2014;
  - 6,867 caravans were on authorised socially-rented sites, an increase of 21 since the January 2014 count;
  - The number of caravans on authorised privately-financed sites was 10,585, which was 572 more than in January 2014;
  - The number of caravans on unauthorised developments, on land owned by Travellers, was 1,893, which was 211 above the number in January 2014;
  - The number of caravans on unauthorised encampments, on land not owned by Travellers, was 778, which was 200 less than in January 2014; and
  - Overall, the January 2015 count indicated that 87% of Traveller caravans in England were on authorised land and 13% were on unauthorised land.
- 5.10 The figures for the last five caravan counts for the study area authorities are set out in Table 5.2a. A summary of the last two caravan counts is set out in Table 5.2b. This shows that there were a total of 179 caravans recorded across the study area in January 2015 (compared with 191 in July 2014). The majority of these were on authorised sites with planning permission; 49.7% were social rented and 41.3% were private in January 2015, with 8.9% of caravans on unauthorised pitches without planning permission.
- 5.11 It should be noted that the caravan count figures do not represent the number of pitches or plots. Some local authorities include static homes and touring caravans, some caravan counts also include Travelling Showpeople plots.

Table 5.2a Bi-annual caravan count figures for the authorities January 2013 to January 2015

Local authority	Count	Authorised sites (with planning permission)				Unauthorised sites (without planning permission)				Total Caravans
		Socially Rented No. of Caravans	Private Caravans			No. of Caravans on Sites on Gypsies own land		No. of Caravans on Sites on land not owned by Gypsies		
			Temporary Planning Permission	Permanent Planning Permission	All Private Caravans	Tolerated	Not tolerated	Tolerated	Not tolerated	
Stoke-on-Trent	Jan 2013	85	0	0	0	0	0	0	0	85
	Jul 2013	55	0	0	0	0	0	0	0	55
	Jan 2014	75	0	0	0	0	0	0	20	95
	Jul 2014	76	0	0	0	0	0	0	0	76
	Jan 2015	62	0	0	0	0	0	0	0	62
Staffordshire Moorlands	Jan 2013	0	3	2	5	0	3	0	0	8
	Jul 2013	0	2	2	4	0	4	4	0	12
	Jan 2014	0	4	2	6	0	3	0	1	10
	Jul 2014	0	2	3	5	0	2	0	0	7
	Jan 2015	0	0	2	2	2	2	0	0	6
Newcastle-under-Lyme	Jan 2013	19	0	0	0	0	0	0	0	19
	Jul 2013	19	0	4	4	8	0	0	0	31
	Jan 2014	19	0	1	1	0	0	0	0	20
	Jul 2014	19	0	4	4	8	0	0	12	43
	Jan 2015	21	0	1	1	0	0	0	8	30
Stafford	Jan 2013	13	10	48	58	4	0	0	0	75
	Jul 2013	0	6	54	60	4	0	0	0	64
	Jan 2014	11	10	52	62	3	0	0	0	76
	Jul 2014	0	10	52	62	3	0	0	0	65
	Jan 2015	6	10	61	71	4	0	0	0	81

Source: DCLG – Count of Traveller Caravans, January 2015

**Table 5.2b Summary of the January 2015 (July 2014 in brackets) Count of Traveller Caravans for the Local Authorities in the study area**

January 2015 Count (July 2014 Count in brackets)	Authorised sites with planning permission		Unauthorised pitches without planning permission	Total
	Social Rented	Total Private	Total unauthorised	
Stoke-on-Trent	62 (76)	0 (0)	0 (0)	62 (76)
Staffordshire Moorlands	0 (0)	2 (5)	4 (2)	6 (7)
Newcastle-under-Lyme	21 (19)	1 (4)	8 (20)	30 (43)
Stafford Borough	6 (0)	71 (62)	4 (3)	81 (65)
<b>Study Area Total</b>	<b>89 (95)</b>	<b>74 (71)</b>	<b>16 (25)</b>	<b>179 (191)</b>
<b>Study Area Total %</b>	<b>49.7%</b> <b>(49.7%)</b>	<b>41.3%</b> <b>(37.2 %)</b>	<b>8.9%</b> <b>(13.1%)</b>	<b>100%</b> <b>(100%)</b>

Source: CLG January 2015 and July 2014 Count of Traveller Caravans

- 5.12 It should be noted that there may be more than one trailer per pitch. Some local authorities include static homes and touring caravans in the caravan counts, and some counts also include Travelling Showpeople plots. For obvious reasons Gypsies and Travellers living on sites may not be present on the days on which the counts are conducted.
- 5.13 Table 5.3 summarises the range of sites and yards known to the Local Authorities across the study area. There are 144 pitches across the study area. The vast majority of pitches are on permanent authorised sites; of these 69 are private, 45 Council and 19 Housing Association. A further eight pitches are temporary authorised and three are unauthorised. In terms of yard provision for Travelling Showpeople, there are a total of three plots which are located on a private authorised yard in Newcastle-under Lyme.

**Table 5.3 List of Gypsy and Traveller pitches and plots by District (as at April 2015)**

Dwelling type	Stoke- on- Trent	Staffordshire Moorlands	Newcastle- Under-Lyme	Stafford	Total
<b>Gypsy and Traveller</b>					
Pitch on Private Authorised Site	10	1	2	56	69
Pitch on Council Authorised Site	33			12	45
Pitch on Housing Association Authorised Site			19		19
Pitch on temporary site		3		5	8
Pitch on unauthorised site				3	3
<b>Showperson</b>					
Plot on Private Authorised Yard			3		3
<b>Total</b>	<b>43 pitches</b>	<b>4 pitches</b>	<b>21 pitches (and 3 plots)</b>	<b>76 pitches</b>	<b>144 pitches (and 3 plots)</b>

Source: the Authorities

- 5.14 Residents across these sites and yards were contacted and asked to participate in the study. A total of 63 interviews were achieved across Newcastle-under-Lyme, Stoke-on-Trent and Staffordshire Moorlands during the 2015 fieldwork, in addition to 92 interviews secured in Stafford during the 2012 fieldwork. This is set out in Table 3.1.
- 5.15 In order to maintain confidentiality of responses, data from the 2015 fieldwork survey is presented by household type, including Gypsies and Travellers living on sites (pitches) and in bricks and mortar accommodation, for each authority area. Data from the 2012 Stafford GTAA is presented authority-wide, as per the report. Data is therefore presented as follows:
- Stoke-on-Trent – pitches and bricks and mortar;
  - Staffordshire Moorlands – pitches;
  - Newcastle-under-Lyme – pitches; and
  - Stafford (2012) – total responses.

### Home bases of respondents

- 5.16 Overall, 100% of Gypsies and Travellers living in bricks and mortar accommodation and 98% of those living on pitches who responded to the 2015 fieldwork survey said that the place where the interview was conducted was their primary home base. 4% (two respondents) said they had another home base, namely a trailer or wagon.
- 5.17 When asked why they lived in their current location, a range of reasons were given. The most popular reasons were “simply chose this place / no particular reason” (51% of those on a pitch and 36% of those in bricks and mortar), to be close to family/friends (30% of those on a pitch and 50% of those in bricks and mortar) and “nowhere else is suitable” (11% of those on pitches and 14% of those in bricks and mortar).

### Tenure of respondents

- 5.18 When asked about their tenure, overall, 56% of respondents said that they own their own home, 20% said they rent from a Local Authority/Housing Association, 23% said they rent privately and less than 1% stated other tenure (Table 5.4).

**Table 5.4 Tenure of respondents**

House Tenure		Stoke-on-Trent			Staffordshire Moorlands	Newcastle-under-Lyme	Stafford	Total
		G&T on Pitches	G&T in Bricks and Mortar	Total	G&T on Pitches	G&T on Pitches	2012 Total	
Rent from Council	No		9	9		5	13	27
	%		64%	21%		28%	15%	18%
Rent privately	No	1	2	3			32	35
	%	4%	14%	7%			37%	23%
Rent from HA / Registered Provider / Registered Social Landlord	No	1	1	2		1		3
	%	4%	7%	5%		6%		2%
Own home (caravan/house)	No	26	2	28	3	12	41	84
	%	93%	14%	67%	100%	67%	47%	56%
Other	No						1	1
	%						1%	1%
<b>TOTAL</b>	<b>No</b>	<b>28</b>	<b>14</b>	<b>42</b>	<b>3</b>	<b>18</b>	<b>87</b>	<b>150</b>
	<b>%</b>	<b>100%</b>	<b>100%</b>	<b>100%</b>	<b>100%</b>	<b>100%</b>	<b>100%</b>	<b>100%</b>

Source: Survey fieldwork response data 2015, 2012

5.19 According to the responses given by respondents, there is considerable variation in land ownership (across the study area (Table 5.5). 42% of respondents rent their pitch privately with planning permission, 27% rent their pitch from a Local Authority, 13% rent their pitch from a housing association and 1% own their pitch with planning permission. 6% of respondents rent their pitch privately with no planning permission and 1% own their pitch with no planning permission. 1% stated other land ownership and 10% stated not applicable.

**Table 5.5 Ownership of pitch/plot**

		Stoke-on-Trent			Staffordshire Moorlands	Newcastle-under-Lyme	Stafford	Total
		G&T on Pitches	G&T in Bricks and Mortar	Total	G&T on Pitches	G&T on Pitches	2012 Total	
<b>Land Ownership</b>	No				1			<b>1</b>
	%				33%			<b>1%</b>
Own land (with planning permission)	No				1			<b>1</b>
	%				33%			<b>1%</b>
Own land (no planning permission)	No	15		15		1	23	<b>39</b>
	%	54%		36%		6%	29%	<b>27%</b>
Rent pitch from Council	No	3		3		15		<b>18</b>
	%	11%		7%		88%		<b>13%</b>
Rent pitch from HA / RP / RSL	No	10		10		1	49	<b>60</b>
	%	36%		24%		6%	61%	<b>42%</b>
Rent pitch privately (with planning permission)	No				1		7	<b>8</b>
	%				33%		9%	<b>6%</b>
Rent pitch privately (no planning permission)	No		14	14				<b>14</b>
	%		100%	33%				<b>10%</b>
Not applicable*	No						1	<b>1</b>
	%						1%	<b>1%</b>
Other	No	<b>28</b>	<b>14</b>	<b>42</b>	<b>3</b>	<b>17</b>	<b>80</b>	<b>142</b>
	%	<b>100%</b>	<b>100%</b>	<b>100%</b>	<b>100%</b>	<b>100%</b>	<b>100%</b>	<b>100%</b>

Source: Survey fieldwork response data 2015, 2012

\*The 14 respondents in Stoke-on-Trent living in bricks and mortar were not applicable here as the question refers to pitches and plots which is not applicable to bricks and mortar.

## Repairs and improvements

5.20 Overall, 50% of all respondents from across the authorities stated that they had no repair problems (Table 5.6). Bathroom and kitchen facilities were mentioned by 40% and 37% of respondents (respectively), with work to the slab/drive (28%), doors/windows (25%) and roof (23%) also being mentioned. A need for more space on the pitch was indicated by 18% of respondents. Three respondents stated that other repairs or improvements were required to their homes:

- the need for a lift from a respondent living in bricks and mortar accommodation in Stoke-on-Trent; they stated that this is going to be done;
- site fences looking dull, identified by a respondent living on a pitch in Stoke-on-Trent; and
- leaking taps, mentioned by a respondent living on a pitch in Newcastle-under-Lyme.

Repair Needed		Stoke-on-Trent			Staffordshire Moorlands	Newcastle-under-Lyme	Stafford	Total
		G&T on Pitches	G&T in Bricks and Mortar	Total	G&T on Pitches	G&T on Pitches	2012 Total	
None	No	2	10	12	2	6	53	<b>73</b>
	%	7%	71%	29%	67%	35%	63%	<b>50%</b>
More space on pitch	No	7		7			20	<b>27</b>
	%	25%		17%			24%	<b>18%</b>
Slab / drive	No	18		18		2	21	<b>41</b>
	%	64%		43%		12%	25%	<b>28%</b>
Roof	No	12		12		4	18	<b>34</b>
	%	43%		29%		24%	21%	<b>23%</b>
Doors / windows	No	15		15		3	18	<b>36</b>
	%	54%		36%		18%	21%	<b>25%</b>
Kitchen facilities	No	24	3	27		8	19	<b>54</b>
	%	86%	21%	64%		47%	23%	<b>37%</b>
Bathroom facilities	No	21	4	25	1	6	27	<b>59</b>
	%	75%	29%	60%	33%	35%	32%	<b>40%</b>
Other	No	1	1	2		1		<b>3</b>
	%	4%	7%	5%		6%		<b>2%</b>
<b>TOTAL</b>	<b>No</b>	<b>28</b>	<b>14</b>	<b>42</b>	<b>3</b>	<b>17</b>	<b>84</b>	<b>146</b>
	<b>%</b>	<b>100%</b>	<b>100%</b>	<b>100%</b>	<b>100%</b>	<b>100%</b>	<b>100%</b>	<b>100%</b>

Source: Survey fieldwork response data 2015, 2012

Note: Some respondents indicated more than one improvement; hence the percentages do not add up to 100.

5.21 Overall, 63% of respondents described the state of repair of their home as being good or very good, 15% as neither good nor poor and 21% as either poor or very poor (Table 5.7).



State of Repair		Stoke-on-Trent			Staffordshire Moorlands	Newcastle-under-Lyme	Stafford	Total
		G&T on Pitches	G&T in Bricks and Mortar	Total	G&T on Pitches	G&T on Pitches	2012 Total	
Very Good	No		2	2	2	1	48	<b>53</b>
	%		14%	5%	67%	6%	57%	<b>36%</b>
Good	No	8	10	18	1	9	12	<b>40</b>
	%	29%	71%	43%	33%	53%	14%	<b>27%</b>
Neither Good nor Poor	No	13	2	15		5	2	<b>22</b>
	%	46%	14%	36%		29%	2%	<b>15%</b>
Poor	No	5		5		2	11	<b>18</b>
	%	18%		12%		12%	13%	<b>12%</b>
Very Poor	No	2		2			11	<b>13</b>
	%	7%		5%			13%	<b>9%</b>
<b>TOTAL</b>	<b>No</b>	<b>28</b>	<b>14</b>	<b>42</b>	<b>3</b>	<b>17</b>	<b>84</b>	<b>146</b>
	<b>%</b>	<b>100%</b>	<b>100%</b>	<b>100%</b>	<b>100%</b>	<b>100%</b>	<b>100%</b>	<b>100%</b>

Source: Survey fieldwork response data 2015, 2012

5.22 CLG guidance states that sites should provide, as a minimum, access to a separate toilet, bath/shower room, and a kitchen and dining area should be provided.

## Space requirements

5.23 Whilst there is no set pitch size, CLG guidance states that there should be sufficient space on pitches to allow for:

- Manoeuvrability of an average size trailer of up to 15 metres in length;
- Capacity for larger mobile homes of up to 25 metres on a number of pitches on a site; and
- A minimum of six metres between every trailer, caravan or park home that is separately occupied on a site.

5.24 Good practice would suggest that sites with between six and 12 pitches are preferable.

5.25 In terms of space for trailers, wagons, horse boxes, vehicles and loads (Table 5.8), around 83% of all respondents felt they had enough space. Gypsies and Travellers living in Stoke-on-Trent and Staffordshire Moorlands were predominantly of the view that they had adequate space. Levels of satisfaction were lower in Newcastle-under-Lyme and Stafford (2012), with 18% and 23%, respectively, stating that they had inadequate space for trailers, wagons, horseboxes, vehicles and loads.

**Table 5.8** Enough space for trailers, wagons, horseboxes, vehicles and loads

Response		Stoke-on-Trent			Staffordshire Moorlands	Newcastle-under-Lyme	Stafford	Total
		G&T on Pitches	G&T in Bricks and Mortar	Total	G&T on Pitches	G&T on Pitches	2012 Total	
Yes	No	25	12	37	2	14	63	<b>116</b>
	%	96%	100%	97%	100%	82%	77%	<b>83%</b>
No	No	1		1		3	19	<b>23</b>
	%	4%		3%		18%	23%	<b>17%</b>
<b>TOTAL</b>	<b>No</b>	<b>26</b>	<b>12</b>	<b>38</b>	<b>2</b>	<b>17</b>	<b>82</b>	<b>139</b>
	<b>%</b>	<b>100%</b>	<b>100%</b>	<b>100%</b>	<b>100%</b>	<b>100%</b>	<b>100%</b>	<b>100%</b>

Source: Survey fieldwork response data 2015, 2012

## Overcrowding

5.26 Two respondents felt that their home was overcrowded. Both lived on pitches, one in Staffordshire Moorlands and one in Newcastle-under-Lyme.

**Table 5.9** Overcrowded home/trailer/pitch

Response		Stoke-on-Trent			Staffordshire Moorlands	Newcastle-under-Lyme	Stafford	Total
		G&T on Pitches	G&T in Bricks and Mortar	Total	G&T on Pitches	G&T on Pitches	2012 Total	
Yes	No				1	1		<b>2</b>
	%				33%	6%		<b>1%</b>
No	No	28	14	42	2	17	82	<b>143</b>
	%	100%	100%	100%	67%	94%	100%	<b>99%</b>
<b>TOTAL</b>	<b>No</b>	<b>28</b>	<b>14</b>	<b>42</b>	<b>3</b>	<b>18</b>	<b>82</b>	<b>145</b>
	<b>%</b>	<b>100%</b>	<b>100%</b>	<b>100%</b>	<b>100%</b>	<b>100%</b>	<b>100%</b>	<b>100%</b>

Source: Survey fieldwork response data 2015, 2012

## Cost of accommodation, services and adaptations

5.27 None of the Gypsies and Travellers interviewed (2015) provided information regarding how much their home costs per week. In addition, there was a very limited response to the question relating to how much of the housing costs, if any, are covered by Housing Benefit. Only one household responded to this question, from a pitch in Stoke-on-Trent. They stated that all of their housing costs are covered by Housing Benefit.

5.28 Please note that it was deemed culturally sensitive to ask about income in the survey though as mentioned above a question on rent/affordability was asked.

5.29 Respondents were asked whether their home needed to be adapted in any way, for example to help with mobility around the home (Table 5.10). The 2015 survey identified one respondent who acknowledged a need for their home to be

adapted; this was a resident living in bricks and mortar accommodation in need of an elevator. No Gypsies and Travellers living on pitches identified a need for adaptations or assistance.

Response		Stoke-on-Trent			Staffordshire Moorlands	Newcastle-under-Lyme	Stafford	Total
		G&T on Pitches	G&T in Bricks and Mortar	Total	G&T on Pitches	G&T on Pitches	2012 Total	
Yes	No		1	1				1
	%		8%	2%				2%
No	No	28	12	40	3	17		60
	%	100%	92%	98%	100%	100%		98%
<b>TOTAL</b>	<b>No</b>	<b>28</b>	<b>13</b>	<b>41</b>	<b>3</b>	<b>17</b>		<b>61</b>
	<b>%</b>	<b>100%</b>	<b>100%</b>	<b>100%</b>	<b>100%</b>	<b>100%</b>		<b>100%</b>

Source: Survey fieldwork response data 2015

## Planned moves

5.30 Respondents were asked whether they planned to move over the next five years (Table 5.11). The vast majority of respondents plan to stay where they are (94%). All of the respondents living in bricks and mortar in Stoke-on-Trent plan to stay where they currently live. By comparison, 19% of the Gypsies and Travellers living on pitches in Stoke-on-Trent plan to move in the next five years (five respondents). This compares with 13% in Newcastle-under-Lyme (two respondents), 1% in Stafford (one respondent) (2012) and 0% in Staffordshire Moorlands.

Response		Stoke-on-Trent			Staffordshire Moorlands	Newcastle-under-Lyme	Stafford	Total
		G&T on Pitches	G&T in Bricks and Mortar	Total	G&T on Pitches	G&T on Pitches	2012 Total	
Planning to stay where you are based now	No	21	13	34	3	14	82	133
	%	81%	100%	87%	100%	88%	99%	94%
Plan to move elsewhere	No	5		5		2	1	8
	%	19%		13%		13%	1%	6%
<b>TOTAL</b>	<b>No</b>	<b>26</b>	<b>13</b>	<b>39</b>	<b>3</b>	<b>16</b>	<b>83</b>	<b>141</b>
	<b>%</b>	<b>100%</b>	<b>100%</b>	<b>100%</b>	<b>100%</b>	<b>100%</b>	<b>100%</b>	<b>100%</b>

Source: Survey fieldwork response data 2015, 2012

5.31 Eight households said they planned to move in the next five years and of these we have data for the seven interviewed during the 2015 fieldwork survey providing details of what type of housing they wanted to move to (Table 5.12). Five of the seven respondents said they wanted to move onto another site, one

said that they wanted to move onto another pitch on the same site and one said that they wanted to move into bricks and mortar accommodation.

Response		Stoke-on-Trent			Staffordshire Moorlands	Newcastle-under-Lyme	Stafford	Total
		G&T on Pitches	G&T in Bricks and Mortar	Total	G&T on Pitches	G&T on Pitches	2012 Total	
Another pitch on same site	No	1		1				1
	%	20%		20%				14%
Onto another site	No	3		3		2		5
	%	60%		60%		100%		71%
Into bricks and mortar	No	1		1				1
	%	20%		20%				14%
<b>TOTAL</b>	<b>No</b>	<b>5</b>		<b>5</b>		<b>2</b>		<b>7</b>
	<b>%</b>	<b>100%</b>		<b>100%</b>		<b>100%</b>		<b>100%</b>

Source: Survey fieldwork response data 2015, 2012

## Household mobility

- 5.32 The fieldwork survey undertaken in 2015 asked how long respondents had lived in their current home and their previous home, as shown in Tables 5.13 and 5.14.
- 5.33 The survey found that 82% of households in Stoke-on-Trent, Staffordshire Moorlands and Newcastle-under-Lyme had moved to their current place of residence within the past five years; 60% within the past three years; and 45% within the past two years. No Gypsies and Travellers living on pitches in Staffordshire Moorlands and Newcastle-under-Lyme had lived in their current residence for five years or over.
- 5.34 Table 5.12 shows that 77% of Gypsies and Travellers lived in their previous home for less than five years. 45% lived in their previous home for less than three years and 27% for less than two years.

Response		Stoke-on-Trent			Staffordshire Moorlands	Newcastle-under-Lyme	Stafford	Total
		G&T on Pitches	G&T in Bricks and Mortar	Total	G&T on Pitches	G&T on Pitches	2012 Total	
Up to 1 year	No	3	2	5		5		<b>10</b>
	%	11%	14%	12%		28%		<b>16%</b>
Over 1 and up to 2 years	No	7	5	12		6		<b>18</b>
	%	25%	36%	29%		33%		<b>29%</b>
Over 2 and up to 3 years	No	3	2	5	1	3		<b>9</b>
	%	11%	14%	12%	50%	17%		<b>15%</b>
Over 3 and up to 4 years	No	2	1	3	1	2		<b>6</b>
	%	7%	7%	7%	50%	11%		<b>10%</b>
Over 4 and up to 5 years	No	6		6		2		<b>8</b>
	%	21%		14%		11%		<b>13%</b>
5 years or over	No	7	4	11				<b>11</b>
	%	25%	29%	26%				<b>18%</b>
<b>TOTAL</b>	<b>No</b>	<b>28</b>	<b>14</b>	<b>42</b>	<b>2</b>	<b>18</b>		<b>62</b>
	<b>%</b>	<b>100%</b>	<b>100%</b>	<b>100%</b>	<b>100%</b>	<b>100%</b>		<b>100%</b>

Source: Survey fieldwork response data 2015

Response		Stoke-on-Trent			Staffordshire Moorlands	Newcastle-under-Lyme	Stafford	Total
		G&T on Pitches	G&T in Bricks and Mortar	Total	G&T on Pitches	G&T on Pitches	2012 Total	
Up to 1 year	No	3	1	4		1		<b>5</b>
	%	11%	8%	10%		8%		<b>9%</b>
Over 1 and up to 2 years	No	4	3	7		3		<b>10</b>
	%	14%	23%	17%		25%		<b>18%</b>
Over 2 and up to 3 years	No	4	2	6	1	3		<b>10</b>
	%	14%	15%	15%	33%	25%		<b>18%</b>
Over 3 and up to 4 years	No	6	3	9	1	2		<b>12</b>
	%	21%	23%	22%	33%	17%		<b>21%</b>
Over 4 and up to 5 years	No	4		4	1	1		<b>6</b>
	%	14%		10%	33%	8%		<b>11%</b>
5 years or over	No	7	4	11		2		<b>13</b>
	%	25%	31%	27%		17%		<b>23%</b>
<b>TOTAL</b>	<b>No</b>	<b>28</b>	<b>13</b>	<b>41</b>	<b>3</b>	<b>12</b>		<b>56</b>
	<b>%</b>	<b>100%</b>	<b>100%</b>	<b>100%</b>	<b>100%</b>	<b>100%</b>		<b>100%</b>

Source: Survey fieldwork response data 2015

5.35 Table 5.15 presents the location of respondents' previous home, and thereby provides information on the migration patterns of Gypsies and Travellers between authorities in the study area. Newcastle-under-Lyme shows the highest rate of retention, with 50% of respondents stating that their previous home was

also within the Newcastle authority area. 54% of respondents moved to their current residence from another Council area, outside of the study area. 12 Respondents provided details of their previous location:

- Wolverhampton Council area (3)
- Shropshire Council area (2)
- Salford Council area (1)
- Sheffield Council area (1)
- Wigan Council area (1)
- Gloucester Council area (1)
- Cheshire East Council area (1)
- Telford and Wrekin Council area (1)
- Dublin City Council area (1)

Location of Origin		Stoke-on-Trent			Staffordshire Moorlands	Newcastle-under-Lyme	Stafford	Total
		G&T on Pitches	G&T in Bricks and Mortar	Total	G&T on Pitches	G&T on Pitches	2012 Total	
Stoke-on-Trent	No	3	3	6	1	1		<b>8</b>
	%	15%	38%	21%	33%	17%		<b>22%</b>
Staffordshire Moorlands	No	1		1				<b>1</b>
	%	5%		4%				<b>3%</b>
Newcastle-under-Lyme	No	3		3		3		<b>6</b>
	%	15%		11%		50%		<b>16%</b>
Stafford	No				1	1		<b>2</b>
	%				33%	17%		<b>5%</b>
Other Council area	No	13	5	18	1	1		<b>20</b>
	%	65%	63%	64%	33%	17%		<b>54%</b>
<b>TOTAL</b>	<b>No</b>	<b>20</b>	<b>8</b>	<b>28</b>	<b>3</b>	<b>6</b>		<b>37</b>
	<b>%</b>	<b>100%</b>	<b>100%</b>	<b>100%</b>	<b>100%</b>	<b>100%</b>		<b>100%</b>

Source: Survey fieldwork response data 2015

## 6. Gypsy and Traveller residential pitch requirements

- 6.1 This section reviews the overall permanent residential pitch requirements of Gypsies and Travellers across the study area drawing upon the 2015 fieldwork for Stoke-on-Trent, Staffordshire Moorlands and Newcastle-under-Lyme, and a reworking of the 2012 Stafford Borough needs analysis to take account of changes in pitch provision and turnover assumptions. Analysis takes into account current supply and need, as well as future need, based on modelling of data, as advocated by the DCLG.
- 6.2 The calculation of pitch requirements is based on DCLG modelling as advocated in Gypsy and Traveller Accommodation Assessment Guidance (DCLG, 2007). The DCLG Guidance requires an assessment of the current needs of Gypsies and Travellers and a projection of future needs. The Guidance advocates the use of a survey to supplement secondary source information and derive key supply and demand information.
- 6.3 The GTAA has modelled current and future demand and current and future supply. The following analysis focuses on Gypsies and Travellers specifically.

### Model overview

- 6.4 In terms of **need**, the model considers:
- The baseline number of households on authorised and unauthorised sites (as at April 2015);
  - Existing households planning to move in the next five years (currently on sites) and where they are planning to move to;
  - The needs model considers pitch requirements from existing households planning to move in the next 5 years. The model identifies such households and whether they want to move to another pitch on the same site, an alternative site in the local authority area, to bricks and mortar or to outside the study area. There are three resulting impacts of existing household movement on pitch need. Firstly, it is assumed that existing households planning to move to another site in the LA area will only move if a pitch becomes available to them and so there is no overall impact on pitch requirement (as they are vacating a pitch if they move and then move to a vacant pitch). Secondly, if a household moves away from the LA or into bricks and mortar accommodation, it would increase pitch supply as the pitch becomes vacant. Thirdly, pitch need increases if a household wants to move from bricks and mortar onto a pitch. The overall net impact of these flows is presented at row 3g of the needs assessment model.
  - The current shortfall in pitches relative to households on existing sites; and
  - Emerging households currently on sites and planning to stay within the study area; to derive a figure for



- Total need.
- 6.5 In terms of **supply**<sup>31</sup>, the model considers:
- Total supply of current pitches on authorised and private tolerated<sup>32</sup> sites;
  - Turnover on existing authorised sites; and
  - Total supply of authorised pitches based on turnover and existing pitch provision (as set out at Tables 6.1 and 6.2).
- 6.6 The model then reconciles total need and existing authorised supply by summarising:
- Total need for pitches; and
  - Total supply of authorised and unauthorised tolerated pitches.
- 6.7 The assessment of current need should, in line with the guidance, take account of existing supply and demand. In the DCLG model, current residential supply refers to local authority residential sites and authorised privately owned sites.
- 6.8 Some of the survey data has been weighted to take account of non-response from households. Specifically, data from the Council site at Linehouses, Stoke-on-Trent has been weighted by 1.94 (as 17 interviews were secured out of a potential total of 33 households) and data from the Cemetery Road site in Newcastle-under-Lyme has been weighted by 1.1875 (as 16 interviews were secured out of a total of 19 households). For other sites, weighting has not been necessary as a combination of two separate fieldwork interview periods and multiple visits to each site through the working week and weekends ensured a robust response from nearly all sites identified.
- 6.9 Interviews were also conducted with households living in bricks and mortar accommodation and 14 successful interviews were achieved. Analysis of pitch requirements from households living in bricks and mortar accommodation takes account of the findings from these interviews and further modelling based on the likelihood of existing and emerging households living in bricks and mortar accommodation requiring a pitch.
- 6.10 Please note that in the Longer Term Pitch Requirements sections arc4 applies the assumption that emerging households will remain in that District and 50% of emerging households will form a new household. This is based on our experiences across similar projects and on assumptions that have been accepted at Public Inquiries.

## Assumptions Regarding Turnover and Overcrowding

- 6.11 In terms of including an element of turnover to the analysis we use information provided by Councils where this is possible, we also consider the views of respondents and their feedback (see table 5.11) and then also use our previous

---

<sup>31</sup> It is important to note that temporary pitches of any type do not count as supply – it is only permanent pitches which are included here as all households living on a temporary pitch are essentially regarded as being in need.

<sup>32</sup> Note that Private Tolerated sites are included as they are reported in the Annual Monitoring Return

findings across other GTAAs we have conducted to ascertain a realistic viewpoint on turnover assumptions.

- 6.12 Overcrowding is not noted as being an issue in any of the Council areas. Potentially if this was identified it could add to the overall requirements but for this study households did not see this as an issue and as such has not impacted on needs.

## Pitch requirement modelling – Stoke-on-Trent

- 6.13 Table 6.1 provides a summary of the future pitch requirement calculation for Stoke-on-Trent. Each component in the model is now discussed to ensure that the process is transparent and any assumptions clearly stated.

### Need

#### 6.14 **Current households living on pitches (1a to 1e)**

These figures are derived from local authority data and the site census carried out as part of the fieldwork. No household in the Council area stated that they were overcrowded and it is assumed that there was no doubling up of households on pitches.

#### 6.15 **Current households in bricks and mortar accommodation (2)**

Analysis assumes that there are 36 households living in bricks and mortar accommodation based on the 2011 Census. A total of 14 interviews were secured with households living in bricks and mortar accommodation in the Council area.

#### 6.16 **Existing Households planning to move in the next five years (3)**

This was derived from information from the household survey for respondents currently on authorised pitches in the Council area. Eight (weighted) existing households plan to move in the next five years; all plan to move to another pitch within the local authority area.

With regards to bricks and mortar households, arc<sup>4</sup> studies for 39 other local authorities provide information on dwelling preferences from a sample of 267 households living in bricks and mortar accommodation. This sample, which is drawn from a range of local authority areas and reasonably assumed to be a representative sample of bricks and mortar households, indicates that 5.6% of existing households living in bricks and mortar accommodation require a pitch.

Therefore modelling assumes a need for two additional pitches from households in bricks and mortar accommodation in the Council area. The overall net impact of existing households planning to move is +2 (as existing households planning to move within the area would have no net impact on overall pitch requirements and the only need is from bricks and mortar households).

#### 6.17 **Emerging households (4)**

This is the number of households expected to emerge in the next five years based on household survey information from respondents living on authorised pitches in the Council area (26 households weighted). Additionally, analysis models likely need from emerging households living in bricks and mortar accommodation.

The sample of households derived from other arc<sup>4</sup> studies indicates that the number of households emerging over a five year period and requiring a pitch is equivalent to 12.7% of the total number of households (the analysis indicates that for every 100 bricks and mortar households, a total of 13 newly-forming households are likely to emerge in the next five years). Applying this to Stoke-on-

Trent data would suggest a need for five pitches from households likely to emerge from bricks and mortar accommodation.

Overall, analysis would indicate a total need from 31 newly-forming households over the next five years.

#### 6.18 **Total need for pitches (5)**

This is a total of current households on authorised pitches, households planning to move in the next five years (either on pitches or in bricks and mortar accommodation), households living on temporary authorised pitches and demand from emerging households (either on pitches or in bricks and mortar accommodation). This indicates a total need for 76 pitches.

### Supply

#### 6.19 **Current supply of pitches (6)**

This is a summary of the total number of authorised permanent pitches and the number of vacant authorised permanent pitches in the Council area. This shows a total supply of 43 authorised pitches, with no vacant pitches.

#### 6.20 **Need minus supply (excluding turnover) (7)**

This is a summary of pitch need minus current supply and presents the underlying mismatch between supply and need. This suggests a shortfall of 33 pitches across Stoke-on-Trent.

#### 6.21 **Turnover on existing pitches (8)**

The extent to which authorised permanent pitches are likely to become available over the next five years to accommodate households from within Stoke-on-Trent who require a pitch should be considered in the modelling. Evidence from the household survey indicates that 75% households have lived on their current pitch for less than five years.

Modelling assumes a modest turnover of 5% each year – this would result in 2.15 pitches coming available each year and 11 over the next five years.

#### 6.22 **(Total supply including turnover (9))**

This figure is based on the total number of authorised permanent pitches available, vacant permanent pitches and likely turnover. The model assumes a total supply of 54 pitches over the next five years.

**Table 6.1 Summary of demand and supply factors: Gypsies and Travellers – 2014/15 to 2018/19 - Stoke-on-Trent**

NEED		Stoke-on-Trent G&T	
1	Total households living on pitches	1a. On LA Site	33
		1b. On Housing Association Site	0
		1c. On Private Site – Authorised	10
		1d. On Private Site – Temporary Authorised	0
		1e. Unauthorised	0
		1f. Unauthorised tolerated	0
		<b>1g. TOTAL (1a to 1e) (excluding 1f)</b>	<b>43</b>
2	Estimate of households in bricks and mortar accommodation	<b>2a. TOTAL</b>	<b>36 (14 surveys achieved)</b>
3	Existing households planning to move in next 5 years	<b>Currently on sites</b>	
		3a. To another pitch/same site	0
		3b. To another site in LA area	8
		3c. From site to Bricks and Mortar	0
		3d. To a site/B&M outside study area	0
		<b>Currently in Bricks and Mortar</b>	
		3e. Planning to move to a site in LA	2
		3f. Planning to move to another B&M property	0
		<b>3g. TOTAL net impact (3e-3c-3d)</b>	<b>2</b>
4	Emerging households (5 years)	4a. Currently on site and planning to live on current site	12
		4b. Currently on site and planning to live on another site in LA	14
		4c. Currently on site and planning to live on site outside study area	0
		4d. Currently in B&M planning to move to a site in LA	5
		4e. Currently in B&M and moving to B&M (no net impact)	0
		4f. Currently on Site and moving to B&M (no net impact)	1
		<b>4g. TOTAL (4a+4b+4c+4d)</b>	<b>31</b>
5	<b>Total Need</b>	<b>1g+3g+4g</b>	<b>76</b>
<b>SUPPLY</b>			
6	Current supply of authorised pitches	6a. Current occupied authorised pitches	43
		6b. Current vacancies on authorised pitches	0
		<b>6c. TOTAL current authorised supply (6a+6b)</b>	<b>43</b>
7	Summary of need and authorised supply excluding turnover	7a. Need – supply (5-6c)	33
8	Turnover on authorised sites	8a. Turnover on LA pitches which will provide for residents moving within or having a connection with the LA area	11
9	Total supply of pitches (5 yrs.) including turnover	9a. Current authorised pitch provision, vacant pitches and turnover (6c+8a)	54
<b>RECONCILING NEED AND SUPPLY</b>			
10	Total need for pitches	5 years (from 5)	76
11	Total supply of authorised pitches (including turnover)	5 years (from 9a)	54
<b>5 YEAR AUTHORISED PITCH SHORTFALL (2014/15 TO 2018/19)</b>			<b>22</b>

## Reconciling supply and need

- 6.23 There is a total need over the next five years (2014/15 to 2018/19) for 76 pitches in Stoke-on-Trent (Table 6.1) compared with a supply of 54 authorised pitches. The result is an overall shortfall of 22 pitches across Stoke-on-Trent.
- 6.24 The above should be viewed as a minimum requirement based on the current supply of pitches, the views expressed by Gypsy and Traveller households who have been interviewed and assumptions regarding need from households living in bricks and mortar dwellings.

## Longer-term pitch requirements

- 6.25 Modelling has been carried out using known household structure information from the household survey. On the basis of the age of children in households living on pitches, it is possible to determine the extent of 'likely emergence', which assumes that a child is likely to form a new household at the age of 18<sup>33</sup>.
- 6.26 The year when a child reaches 18 has been calculated and it is possible to assess how many newly forming households may emerge over the five year periods 2019/20 to 2023/24; 2024/25 to 2028/29 and 2029/30 to 2033/34, with the assumption that they remain in the same district and that 50% of children will form households when they reach 18. Analysis would suggest a total requirement for pitches from 16 new households over the 15 year period 2019/20 to 2033/34 (Table 6.2).

**Table 6.2 Future pitch requirements based on the assumption that 50% of children form households on reaching 18 - Stoke-on-Trent**

Time period	No. children	Expected household formation
2019/20-2023/24	0	<b>0</b>
2024/25-2028/29	21	<b>10.5</b>
2029/30-2033/34*	11	<b>5.5</b>
<b>Total</b>	<b>32</b>	<b>16</b>

\*Data for 2029/30-2033/34 has been extrapolated to cover a 5-year period

- 6.27 It should be recognised that in the longer-term, vacancy and turnover rates may change but have not been applied to longer-term projections. Pitch requirements beyond 2019/20 are therefore indicative and there will be a need to monitor occupancy and turnover and adjust assumptions as appropriate in future time periods. **It is recommended that the evidence base be updated in five years' time to review this situation.**

<sup>33</sup> Travellers are more likely to establish their own household at a relatively early age; it is not uncommon for a Traveller to be living in their own household by the age of 18.

## Local Plan recommendations – Gypsies and Travellers

- 6.28 The total pitch requirement is 38 additional permanent Gypsy and Traveller pitches for the period 2014/15 to 2033/34. This is based on a shortfall of 22 pitches (2014/15 to 2018/19) plus a need for an additional 16 pitches (2019/20 to 2033/34).
- 6.29 The annualised pitch requirement from this current research is 1.9 and this can be used to establish a pitch requirement for alternative Plan Periods.



## Pitch requirement modelling – Staffordshire Moorlands

- 6.30 Table 6.3 provides a summary of the future pitch requirement calculation for Staffordshire Moorlands. Each component in the model is now discussed to ensure that the process is transparent and any assumptions clearly stated.

### Need

#### 6.31 **Current households living on pitches (1a to 1e)**

These figures are derived from local authority data and the site census carried out as part of the fieldwork. No household in the Council area stated that they were overcrowded and it is assumed that there was no doubling up of households on pitches.

#### 6.32 **Current households in bricks and mortar accommodation (2)**

Analysis assumes that there are nine households living in bricks and mortar accommodation in the Council area based on the 2011 Census. No interviews were secured with households living in bricks and mortar accommodation in the Council area.

#### 6.33 **Existing Households planning to move in the next five years (3)**

This was derived from information from the household survey for respondents currently on authorised pitches. No existing households in the Council area plan to move in the next five years.

With regards to bricks and mortar households, arc<sup>4</sup> studies for 39 other local authorities provide information on dwelling preferences from a sample of 267 households living in bricks and mortar accommodation. This sample, which is drawn from a range of local authority areas and reasonably assumed to be a representative sample of bricks and mortar households, indicates that 5.6% of existing households living in bricks and mortar accommodation require a pitch.

Therefore modelling assumes a need for one additional pitch from households in bricks and mortar accommodation in the Council area. The overall net impact of existing households planning to move is +1 (this need is from bricks and mortar households).

#### 6.34 **Emerging households (4)**

This is the number of households expected to emerge in the next five years based on household survey information from respondents living on authorised pitches in the Council area (2 households). Additionally, analysis models likely need from emerging households living in bricks and mortar accommodation in the Council area.

The sample of households derived from other arc<sup>4</sup> studies indicates that the number of households emerging over a five year period and requiring a pitch is equivalent to 12.7% of the total number of households (the analysis indicates that for every 100 bricks and mortar households, a total of 13 newly-forming households are likely to emerge in the next five years). Applying this to Staffordshire Moorlands data would suggest a need for one pitch from a

household likely to emerge from bricks and mortar accommodation in the Council area.

Overall, analysis would indicate a total need from three newly-forming households over the next five years.

#### 6.35 **Total need for pitches (5)**

This is a total of current households on authorised pitches in the Council area, households planning to move in the next five years (either on pitches or in bricks and mortar accommodation), households living on unauthorised pitches and demand from emerging households (either on pitches or in bricks and mortar accommodation). This indicates a total need for seven pitches.

### Supply

#### 6.36 **Current supply of pitches (6)**

This is a summary of the total number of authorised permanent pitches and the number of vacant authorised permanent pitches in the Council area. This shows a total supply of one authorised pitch, with no vacant pitches.

#### 6.37 **Need minus supply (excluding turnover) (7)**

This is a summary of pitch need minus current supply and presents the underlying mismatch between supply and need. This suggests a shortfall of six pitches across the Staffordshire Moorlands.

#### 6.38 **Turnover on existing pitches (8)**

The extent to which authorised pitches are likely to become available over the next five years to accommodate households from within the Staffordshire Moorlands who require a pitch should be considered in the modelling. Given that there is only one household on an authorised permanent pitch and they do not plan to move, no turnover is assumed.

#### 6.39 **Total supply including turnover (9)**

This figure is based on the total number of authorised permanent pitches available, vacant permanent pitches and likely turnover in the Council area. The model assumes a total supply of one pitch over the next five years.

**Table 6.3 Summary of demand and supply factors: Gypsies and Travellers – 2014/15 to 2018/19 - Staffordshire Moorlands**

NEED		Staffordshire Moorlands G&T	
1	Total households living on pitches	1a. On LA Site	0
		1b. On Housing Association Site	0
		1c. On Private Site – Authorised	1
		1d. On Private Site – Temporary Authorised	2
		1e. Unauthorised	0
		1f. Unauthorised tolerated	0
		<b>1g. TOTAL (1a to 1e) (excluding 1f)</b>	<b>3</b>
2	Estimate of households in bricks and mortar accommodation	<b>2a. TOTAL</b>	<b>9 (0 surveys achieved)</b>
3	Existing households planning to move in next 5 years	<b>Currently on sites</b>	
		3a. To another pitch/same site	0
		3b. To another site in LA area	0
		3c. From site to Bricks and Mortar	0
		3d. To a site/B&M outside study area	0
		<b>Currently in Bricks and Mortar</b>	
		3e. Planning to move to a site in LA	1
3f. Planning to move to another B&M property	0		
<b>3g. TOTAL net impact (3e-3c-3d)</b>	<b>1</b>		
4	Emerging households (5 years)	4a. Currently on site and planning to live on current site	2
		4b. Currently on site and planning to live on another site in LA	0
		4c. Currently on site and planning to live on site outside study area	0
		4d. Currently in B&M planning to move to a site in LA	1
		4e. Currently in B&M and moving to B&M (no net impact)	0
		4f. Currently on Site and moving to B&M (no net impact)	0
		<b>4g. TOTAL (4a+4b+4c+4d)</b>	<b>3</b>
5	<b>Total Need</b>	<b>1g+3g+4g</b>	<b>7</b>
SUPPLY			
6	Current supply of authorised pitches	6a. Current occupied authorised pitches	1
		6b. Current vacancies on authorised pitches	0
		<b>6c. TOTAL current authorised supply (6a+6b)</b>	<b>1</b>
7	Summary of need and authorised supply excluding turnover	7a. Need – supply (5-6c)	6
8	Turnover on authorised sites	8a. Turnover on LA pitches which will provide for residents moving within or having a connection with the LA area	0
9	Total supply of pitches (5 yrs.) including turnover	9a. Current authorised pitch provision, vacant pitches and turnover (6c+8a)	1
RECONCILING NEED AND SUPPLY			
10	Total need for pitches	5 years (from 5)	7
11	Total supply of authorised pitches (including turnover)	5 years (from 9a)	1
<b>5 YEAR AUTHORISED PITCH SHORTFALL (2014/15 TO 2018/19)</b>			<b>6</b>

## Reconciling supply and need

- 6.40 There is a total need over the next five years (2014/15 to 2018/19) for seven permanent pitches in Staffordshire Moorlands (Table 6.3) compared with a supply of one authorised permanent pitch. The result is an overall shortfall of six pitches across the Staffordshire Moorlands.
- 6.41 The above should be viewed as a minimum requirement based on the current supply of pitches, the views expressed by Gypsy and Traveller households who have been interviewed and assumptions regarding need from households living in bricks and mortar dwellings.

## Longer-term pitch requirements

- 6.42 Modelling has been carried out using known household structure information from the household survey. On the basis of the age of children in households living on pitches, it is possible to determine the extent of ‘likely emergence’, which assumes that a child is likely to form a new household at the age of 18<sup>34</sup>.
- 6.43 The year when a child reaches 18 has been calculated and it is possible to assess how many newly forming households may emerge over the five year periods 2019/20 to 2023/24 and 2024/25 to 2028/29 and 2029/30 to 2033/34, with the assumption that they remain in the same district and that 50% of children will form households when they reach 18. Analysis would suggest a total requirement for pitches from two new households over the 15 year period 2019/20 to 2033/34 (Table 6.4).

**Table 6.4 Future pitch requirements based on the assumption that 50% of children form households on reaching 18 - Staffordshire Moorlands**

Time period	No. children	Expected household formation
2019/20-2023/24	1	0.5
2024/25-2028/29	1	0.5
2029/30-2033/34*	1.25	0.625*
<b>Total</b>	<b>3</b>	<b>2</b>

\*Data for 2029/30-2033/34 has been extrapolated to cover a 5-year period

- 6.44 It should be recognised that in the longer-term, vacancy and turnover rates may change but have not been applied to longer-term projections. Pitch requirements beyond 2019/20 are therefore indicative and there will be a need to monitor occupancy and turnover and adjust assumptions as appropriate in future time periods. **It is recommended that the evidence base be updated in five years' time to review this situation.**

<sup>34</sup> Travellers are more likely to establish their own household at a relatively early age; it is not uncommon for a Traveller to be living in their own household by the age of 18.

## Local Plan recommendations – Gypsies and Travellers

- 6.45 The total pitch requirement is eight additional permanent Gypsy and Traveller pitches for the period 2014/15 to 2033/34 across the Staffordshire Moorlands. This is based on a shortfall of six pitches (2014/15 to 2018/19) plus a need for an additional two pitches (2019/20 to 2033/34).
- 6.46 The current annualised pitch requirement is 0.4 and this can be used to establish a pitch requirement for alternative Plan Periods.

## Pitch requirement modelling – Newcastle-under-Lyme

- 6.47 Table 6.5 provides a summary of the future pitch requirement calculation for Newcastle-under-Lyme. Each component in the model is now discussed to ensure that the process is transparent and any assumptions clearly stated.

### Need

#### 6.48 **Current households living on pitches (1a to 1e)**

These figures are derived from local authority data and the site census carried out as part of the fieldwork. No household in the Council area stated that they were overcrowded and it is assumed that there was no doubling up of households on pitches.

#### 6.49 **Current households in bricks and mortar accommodation (2)**

Analysis assumes that there are 11 households living in bricks and mortar accommodation based on the 2011 Census. No interviews were secured with households living in brick and mortar accommodation.

#### 6.50 **Existing Households planning to move in the next five years (3)**

This was derived from information from the household survey for respondents currently on authorised pitches. Two (weighted) existing households in the Council area plan to move in the next five years; both plan to move to another pitch in the local authority area.

With regards to bricks and mortar households, arc<sup>4</sup> studies for 39 other local authorities provide information on dwelling preferences from a sample of 267 households living in bricks and mortar accommodation. This sample, which is drawn from a range of local authority areas and reasonably assumed to be a representative sample of bricks and mortar households, indicates that 5.6% of existing households living in bricks and mortar accommodation require a pitch.

Therefore modelling assumes a need for one additional pitch from households in bricks and mortar accommodation in the Council area. The overall net impact of existing households planning to move is +1 (as existing households planning to move within the area would have no net impact on overall pitch requirements and the only need is from bricks and mortar households).

#### 6.51 **Emerging households (4)**

This is the number of traveller households expected to emerge in the next five years based on household survey information from respondents living on authorised pitches (four households weighted). Additionally, analysis models likely need from emerging households living in bricks and mortar accommodation.

The sample of households derived from other arc<sup>4</sup> studies indicates that the number of households emerging over a five year period and requiring a pitch is equivalent to 12.7% of the total number of households (the analysis indicates that for every 100 bricks and mortar households, a total of 13 newly-forming households are likely to emerge in the next five years). Applying this to

Newcastle-under-Lyme data would suggest a need for one pitch from a household likely to emerge from bricks and mortar accommodation.

Overall, analysis would indicate a total need from five newly-forming households over the next five years.

#### **6.52 Total need for pitches (5)**

This is a total of current households on authorised pitches, households planning to move in the next five years (either on pitches or in bricks and mortar accommodation), households living on temporary authorised pitches and demand from emerging households (either on pitches or in bricks and mortar accommodation). This indicates a total need for 27 pitches.

### Supply

#### **6.53 Current supply of pitches (6)**

This is a summary of the total number of authorised permanent pitches and the number of vacant authorised permanent pitches. This shows a total supply of 21 authorised pitches, with no vacant pitches.

#### **6.54 Need minus supply (excluding turnover) (7)**

This is a summary of pitch need minus current supply in the Council area and presents the underlying mismatch between supply and need. This suggests a shortfall of six pitches across Newcastle-under-Lyme.

#### **6.55 Turnover on existing pitches (8)**

The extent to which authorised permanent pitches are likely to become available over the next five years to accommodate households from within Newcastle-under-Lyme who require a pitch should be considered in the modelling. Evidence from the household survey (and evidence from the Housing Association site managers) indicates that all households in the Council area have lived on their current pitch for less than five years.

Modelling assumes a modest turnover of 5% each year (see table 5.10 for a broad indication from respondents of expected movements) – this would result in one pitch becoming available each year and five over the next five years.

#### **6.56 Total supply including turnover (9)**

This figure is based on the total number of authorised permanent pitches available, vacant permanent pitches and likely turnover. The model assumes a total supply of 26 pitches over the next five years.



**Table 6.5 Summary of demand and supply factors: Gypsies and Travellers – 2014/15 to 2018/19 - Newcastle-under-Lyme**

NEED		Newcastle-under-Lyme G&T	
1	Total households living on pitches	1a. On LA Site	0
		1b. On Housing Association Site	19
		1c. On Private Site – Authorised	2
		1d. On Private Site – Temporary Authorised	0
		1e. Unauthorised	0
		1f. Unauthorised tolerated	0
		<b>1g. TOTAL (1a to 1e) (excluding 1f)</b>	<b>21</b>
2	Estimate of households in bricks and mortar accommodation	<b>2a. TOTAL</b>	<b>11 (0 surveys achieved)</b>
3	Existing households planning to move in next 5 years	<b>Currently on sites</b>	
		3a. To another pitch/same site	0
		3b. To another site in LA area	2
		3c. From site to Bricks and Mortar	0
		3d. To a site/B&M outside study area	0
		<b>Currently in Bricks and Mortar</b>	
		3e. Planning to move to a site in LA	1
3f. Planning to move to another B&M property	0		
<b>3g. TOTAL net impact (3e-3c-3d)</b>	<b>1</b>		
4	Emerging households (5 years)	4a. Currently on site and planning to live on current site	0
		4b. Currently on site and planning to live on another site in LA	4
		4c. Currently on site and planning to live on site outside study area	0
		4d. Currently in B&M planning to move to a site in LA	1
		4e. Currently in B&M and moving to B&M (no net impact)	0
		4f. Currently on Site and moving to B&M (no net impact)	0
		<b>4g. TOTAL (4a+4b+4c+4d)</b>	<b>5</b>
5	<b>Total Need</b>	<b>1g+3g+4g</b>	<b>27</b>
SUPPLY			
6	Current supply of authorised pitches	6a. Current occupied authorised pitches	21
		6b. Current vacancies on authorised pitches	0
		<b>6c. TOTAL current authorised supply (6a+6b)</b>	<b>21</b>
7	Summary of need and authorised supply excluding turnover	7a. Need – supply (5-6c)	6
8	Turnover on authorised sites	8a. Turnover on LA pitches which will provide for residents moving within or having a connection with the LA area	5
9	Total supply of pitches (5 yrs) including turnover	9a. Current authorised pitch provision, vacant pitches and turnover (6c+8a)	26
RECONCILING NEED AND SUPPLY			
10	Total need for pitches	5 years (from 5)	27
11	Total supply of authorised pitches (including turnover)	5 years (from 9a)	26
<b>5 YEAR AUTHORISED PITCH SHORTFALL (2014/15 TO 2018/19)</b>			<b>1</b>

## Reconciling supply and need

- 6.57 There is a total need over the next five years (2014/15 to 2018/19) for 27 permanent pitches in Newcastle-under-Lyme (Table 6.5) compared with a supply of 26 authorised permanent pitches. The result is an overall shortfall of one pitch across Newcastle-under-Lyme.
- 6.58 The above should be viewed as a minimum requirement based on the current supply of pitches, the views expressed by Gypsy and Traveller households who have been interviewed and assumptions regarding need from households living in bricks and mortar dwellings.

## Longer-term pitch requirements

- 6.59 Modelling has been carried out using known household structure information from the household survey. On the basis of the age of children in households living on pitches, it is possible to determine the extent of 'likely emergence', which assumes that a child is likely to form a new household at the age of 18.35.
- 6.60 The year when a child reaches 18 has been calculated and it is possible to assess how many newly forming households may emerge over the five year periods 2019/20 to 2023/24 and 2024/25 to 2028/29 and 2029/30 to 2033/34, with the assumption that they remain in the same district and that 50% of children will form households when they reach 18. Analysis would suggest a total requirement for pitches from six new households over the 15 year period 2019/20 to 2033/34 (Table 6.6).

**Table 6.6 Future pitch requirements based on the assumption that 50% of children form households on reaching 18 - Newcastle-under-Lyme**

Time period	No. children	Expected household formation
2019/20-2023/24	0	0
2024/25-2028/29	4	2
2029/30-2033/34*	9	4.5
<b>Total</b>	<b>13</b>	<b>7</b>

\*Data for 2029/30-2033/34 has been extrapolated to cover a 5-year period

- 6.61 It should be recognised that in the longer-term, vacancy and turnover rates may change but have not been applied to longer-term projections. Pitch requirements beyond 2019/20 are therefore indicative and there will be a need to monitor occupancy and turnover and adjust assumptions as appropriate in future time periods. **It is recommended that the evidence base be updated in five years' time to review this situation.**

<sup>35</sup> Travellers are more likely to establish their own household at a relatively early age; it is not uncommon for a Traveller to be living in their own household by the age of 18.

## Local Plan recommendations – Gypsies and Travellers

- 6.62 The total pitch requirement is seven additional permanent Gypsy and Traveller pitches for the period 2014/15 to 2033/34 across the Council area. This is based on a shortfall of one pitch (2014/15 to 2018/19) plus a need for an additional six pitches (2019/20 to 2033/34).
- 6.63 The current annualised pitch requirement is 0.3 and this can be used to establish a pitch requirement for alternative Plan Periods.

## Pitch requirement modelling – Stafford

- 6.64 Table 6.7 provides a summary of the future pitch requirement calculation for Stafford. This is based on the analysis carried out in the 2012 Stafford GTAA and has been updated to reflect changes in pitch provision and assumptions regarding households living in bricks and mortar accommodation. The time period for the analysis is 2012/13 to 2016/17. Each component in the model is now discussed to ensure that the process is transparent and any assumptions clearly stated.

### Need

#### 6.65 **Current households living on pitches (1a to 1e)**

These figures are derived from local authority data and the site census carried out as part of the fieldwork. No household stated that they were overcrowded and it is assumed that there was no doubling up of households on pitches.

#### 6.66 **Current households in bricks and mortar accommodation (2)**

Analysis assumes that there are 24 households living in bricks and mortar accommodation based on the 2011 Census. Seven interviews were secured with households living in bricks and mortar accommodation.

#### 6.67 **Existing Households planning to move in the next five years (3)**

This was derived from information from the household survey for respondents currently on authorised pitches. One existing household plans to move in the next five years and this household plans to remain on the same site. There is an additional need from six households currently living on the Glover Street site.

With regards to bricks and mortar households, arc<sup>4</sup> studies for 39 other local authorities provide information on dwelling preferences from a sample of 267 households living in bricks and mortar accommodation. This sample, which is drawn from a range of local authority areas and reasonably assumed to be a representative sample of bricks and mortar households, indicates that 5.6% of existing households living in bricks and mortar accommodation require a pitch.

Therefore modelling assumes a need for one additional pitch from households in bricks and mortar accommodation. The overall net impact of existing households planning to move is +7 (the existing household planning to move within a site would have no net impact on overall pitch requirements but modelling takes account of pitch need from households moving from bricks and mortar accommodation and need for the Glover Street site).

#### 6.68 **Emerging households (4)**

This is the number of households expected to emerge in the next five years based on household survey information from respondents living on authorised pitches (33 households). Additionally, analysis models likely need from emerging households living in bricks and mortar accommodation in the Council area.

The sample of households derived from other arc<sup>4</sup> studies indicates that the number of households emerging over a five year period and requiring a pitch is equivalent to 12.7% of the total number of households (the analysis indicates

that for every 100 bricks and mortar households, a total of 13 newly-forming households are likely to emerge in the next five years). Applying this to Stafford data would suggest a need for three pitches from households likely to emerge from bricks and mortar accommodation.

Overall, analysis would indicate a total need from 36 newly-forming households over the five year period in the Council area.

#### 6.69 **Total need for pitches (5)**

This is a total of current households on authorised pitches, households planning to move in the next five years (either on pitches or in bricks and mortar accommodation), households living on temporary authorised pitches, unauthorised pitches and demand from emerging households (either on pitches or in bricks and mortar accommodation). This indicates a total need for 112 pitches.

### Supply

#### 6.70 **Current supply of pitches (6)**

This is a summary of the total number of authorised permanent pitches and the number of vacant authorised pitches. This shows a total supply of 62 authorised permanent pitches plus 6 vacant permanent pitches (on Glover Street).

#### 6.71 **Need minus supply (excluding turnover) (7)**

This is a summary of pitch need minus current supply and presents the underlying mismatch between supply and need. This suggests a shortfall of 44 pitches across Stafford.

#### 6.72 **Turnover on existing pitches (8)**

The extent to which authorised permanent pitches are likely to become available over the next five years to accommodate households from within Stafford who require a pitch should be considered in the modelling. Evidence from the household survey indicates that 58.9% of households have lived on their current pitch for less than five years.

Further analysis of households moving onto sites indicated that around 5 pitches each year become available from households originating from within Stafford (including homeless households). Therefore, over a period of 5 years a total of 25 pitches are expected to come available.

#### 6.73 **Total supply including turnover (9)**

This figure is based on the total number of authorised permanent pitches available, vacant permanent pitches and likely turnover. The model assumes a total supply of 93 pitches over the five year period 2012/13 to 2016/17.

## Reconciling supply and need

- 6.74 There is a total need over five year period 2012/13 to 2016/17 for 112 permanent pitches in Stafford (Table 6.7) compared with a supply of 93 authorised permanent pitches. The result is an overall shortfall of 19 pitches across Stafford.
- 6.75 The above should be viewed as a minimum requirement based on the current supply of pitches, the views expressed by Gypsy and Traveller households who have been interviewed and assumptions regarding need from households living in bricks and mortar dwellings.
- 6.76 This compares with a shortfall of 18 pitches as presented in the 2012 GTAA (underlying shortfall of 13 plus 5 from the Spotacre site now the temporary planning permission has expired on that site).

**Table 6.7 Summary of demand and supply factors: Gypsies and Travellers – 2012/13 to 2016/17 – Stafford**

NEED			Stafford G&T
1	Total households living on pitches	1a. On LA Site	6
		1b. On Housing Association Site	0
		1c. On Private Site – Authorised	56
		1d. On Private Site – Temporary Authorised	0
		1e. Unauthorised	5
		1f. Unauthorised tolerated	2
		<b>1g. TOTAL (1a to 1f)</b>	<b>69</b>
2	Estimate of households in bricks and mortar accommodation	<b>2a. TOTAL</b>	<b>24 (7 surveys achieved)</b>
3	Existing households planning to move in next 5 years	<b>Currently on sites</b>	
		3a. To another pitch/same site	1
		3b. To another site in LA area	0
		3c. From site to Bricks and Mortar	0
		3d. To a site/B&M outside study area	0
		3da. Need from Glover Street site	6
		<b>Currently in Bricks and Mortar</b>	
		3e. Planning to move to a site in LA	1
		3f. Planning to move to another B&M property	0
	<b>3g. TOTAL net impact (3e-3c-3d+3da)</b>	<b>7</b>	
4	Emerging households (5 years)	4a. Currently on site and planning to live on current site	33
		4b. Currently on site and planning to live on another site in LA	0
		4c. Currently on site and planning to live on site outside study area	0
		4d. Currently in B&M planning to move to a site in LA	3
		4e. Currently in B&M and moving to B&M (no net impact)	0
		4f. Currently on Site and moving to B&M (no net impact)	0
		<b>4g. TOTAL (4a+4b+4c+4d)</b>	<b>36</b>
5	<b>Total Need</b>	<b>1g+3g+4g</b>	<b>112</b>
SUPPLY			
6	Current supply of authorised pitches	6a. Current occupied authorised pitches	62
		6b. Current vacancies on authorised pitches	6
		<b>6c. TOTAL current authorised supply (6a+6b)</b>	<b>68</b>
7	Summary of need and authorised supply excluding turnover	7a. Need – supply (5-6c)	44
8	Turnover on authorised sites	8a. Turnover on LA pitches which will provide for residents moving within or having a connection with the LA area	25
9	Total supply of pitches (5 yrs.) including turnover	9a. Current authorised pitch provision, vacant pitches and turnover (6c+8a)	93
RECONCILING NEED AND SUPPLY			
10	Total need for pitches	5 years (from 5)	112
11	Total supply of authorised pitches (including turnover)	5 years (from 9a)	93
<b>5 YEAR AUTHORISED PITCH SHORTFALL (2012/13 TO 2016/17)</b>			<b>19</b>



## Longer-term pitch requirements

- 6.77 The 2012 GTAA extrapolated the five year needs modelling over a longer time-frame. It assumed no significant change in demand for pitches or pitch availability, and analysis suggested a total 15 year shortfall (2012/13 to 2026/27) of 44 pitches across the Borough (this assumed an underlying shortfall of 13 pitches over the five year period 2012/13 to 2016/17 and a requirement for five pitches once the temporary planning permission for the Spotacre site expired in 2014).
- 6.78 To provide consistency with longer-term analysis across the study area, further modelling has been carried out using known household structure information from the household survey. On the basis of the age of children in households living on pitches, it is possible to determine the extent of 'likely emergence', which assumes that a child is likely to form a new household at the age of 18<sup>36</sup>.
- 6.79 The year when a child reaches 18 has been calculated and it is possible to assess how many newly forming households may emerge over the periods 2017/18 to 2021/22 and 2022/23 to 2026/27, with the assumption that they remain in the same district and that 50% of children will form households when they reach 18. Analysis would suggest a total requirement for pitches from 24 new households over the 15 year period 2017/18 to 2031/32 (Table 6.8).

**Table 6.8 Future pitch requirements based on the assumption that 50% of children form households on reaching 18 – Stafford**

Time period	No. children	Expected household formation
2017/18-2021/22	20	<b>10</b>
2022/23-2026/27	27	<b>13.5</b>
<b>Total</b>	<b>75</b>	<b>24</b>

- 6.80 It should be recognised that in the longer-term, vacancy and turnover rates may change but have not been applied to longer-term projections. Pitch requirements beyond 2017/18 are therefore indicative and there will be a need to monitor occupancy and turnover and adjust assumptions as appropriate in future time periods. **It is recommended that the evidence base be updated in five years' time to review this situation.**

## Local Plan recommendations – Gypsies and Travellers

- 6.81 The total pitch requirement is 43 additional permanent Gypsy and Traveller pitches for the period 2012/13 to 2026/27 across in the Council area. This is based on a shortfall of 19 pitches (2012/13 to 2016/17) plus a need for an additional 24 pitches (over the period 2017/18 to 2026/27 as shown in Table 6.8).

<sup>36</sup> Travellers are more likely to establish their own household at a relatively early age; it is not uncommon for a Traveller to be living in their own household by the age of 18.

- 6.82 The current annualised pitch requirement over the 15 years 2012/13 to 2026/27 is 2.9 and this can be used to establish a pitch requirement for alternative Plan Periods.
- 6.83 This compares with a total need of 44 presented in the 2012 Stafford GTAA, the difference attributed to the inclusion of assumptions regarding bricks and mortar households, increase in vacant permanent pitches and exclusion of temporary authorised pitches in supply and an alternative approach to assessing longer-term needs. Table 6.9 sets out the variations between the 2012 and 2015 study.

<b>Table 6.9 Comparison between 2012 GTAA and 2015 Update</b>						
<b>Shortfall</b>	<b>2012 GTAA</b>	<b>Comments</b>	<b>2015 GTAA</b>	<b>Comments</b>	<b>2015 GTAA</b>	<b>Comments</b>
<b>5 year shortfall 2012/13 - 2016/17</b>	13	Excl. Spotacre	14	Excl. Spotacre		
	18	Incl. Spotacre	19	Incl. Spotacre		
<b>15 year shortfall 2012/13 to 2026/27</b>	<b>Extrapolation method</b>		<b>Extrapolation method</b>		<b>Demographic method</b>	
	39	Excl. Spotacre (13x3)	42	Excl. Spotacre (14x3)	38	Based on expected household formation
	5	Spotacre	5	Spotacre	5	Spotacre
<b>Total</b>	<b>44</b>		<b>47</b>		<b>43</b>	

## Provision of new sites

6.84 The fieldwork survey asked Gypsies and Travellers whether they consider there to be a need for new permanent sites in the study area, and if so what sort of provision this should be and where it should be located. Table 6.10 shows that 91% of respondents from across the study area felt that there was a need for new permanent site provision.

Response		Stoke-on-Trent			Staffordshire Moorlands	Newcastle-under-Lyme	Stafford	Total
		G&T on Pitches	G&T in Bricks and Mortar	Total	G&T on Pitches	G&T on Pitches	2012 Total	
Yes	No	28	13	41	2	17	65	<b>125</b>
	%	100%	93%	98%	67%	94%	88%	<b>91%</b>
No	No		1	1	1	1	9	<b>12</b>
	%		7%	2%	33%	6%	12%	<b>9%</b>
<b>TOTAL</b>	<b>No</b>	<b>28</b>	<b>14</b>	<b>42</b>	<b>3</b>	<b>18</b>	<b>74</b>	<b>137</b>
	<b>%</b>	<b>100%</b>	<b>100%</b>	<b>100%</b>	<b>100%</b>	<b>100%</b>	<b>100%</b>	<b>100%</b>

Source: Survey fieldwork response data 2015, 2012

6.85 In terms of tenure, this study has shown that around half of all permanent authorised pitches in the four Authorities are public or social rented (of 133 permanent authorised pitches, 45 are local authority and 19 are Housing Association, Table 5.3). In terms of the management of new pitch provision, respondents overall expressed a preference for Councils to own and manage sites (Table 6.11), with 60% of respondents indicating this option compared to 34% who stated private management and 34% who stated Housing Association management. There was some variation between authorities within the study area, however. While the 2015 survey found a clear preference for Council management in Stoke-on-Trent, Staffordshire Moorlands and Newcastle-under-Lyme, the 2012 survey indicated a stronger preference for private or Housing Association management in Stafford.

**Table 6.11 Preferred management of new permanent sites**

Response		Stoke-on-Trent			Staffordshire Moorlands	Newcastle-under-Lyme	Stafford	Total
		G&T on Pitches	G&T in Bricks and Mortar	Total	G&T on Pitches	G&T on Pitches	2012 Total	
Council	No	25	12	37	3	13	20	<b>73</b>
	%	89%	86%	88%	100%	72%	35%	<b>60%</b>
Private (Gypsy or Traveller)	No	1	2	3		2	36	<b>41</b>
	%	4%	14%	7%		11%	62%	<b>34%</b>
Housing Association	No	2		2		3	36	<b>41</b>
	%	7%		5%		17%	62%	<b>34%</b>
<b>TOTAL</b>		<b>No</b>	<b>14</b>	<b>42</b>	<b>3</b>	<b>18</b>	<b>58</b>	<b>121</b>
		<b>%</b>						

Source: Survey fieldwork response data 2015, 2012

Note: Some respondents expressed more than one option, therefore percentages do not total 100%

6.86 In terms of the location of new permanent site provision within the study area, the 2015 survey identified 48 respondents who considered that such provision should be sited within the Newcastle-under-Lyme area. No alternative locations were identified. The Stafford 2012 study identified Hopton and Coton as respondents' preferred locations, and to a lesser degree Weston.

## 7. Travelling practices, experiences and transit requirements

7.1 The purpose of this chapter is to review the travelling patterns and experiences of respondents across the four Authorities. The chapter also looks at unauthorised encampment activity and identifies a transit requirement for the study area.

### Travelling practices and experiences

7.2 Broadly speaking, travelling patterns are seasonal, generally linked to seasonal employment but travelling also takes place to enable visits to family and friends, and attendance at events, such as weddings and funerals. Families require safe and secure places from which to travel, and this home base is usually from where they access GPs, schools and a dentist.

7.3 Respondents were asked about their travelling practices in the previous year (Table 7.1). Overall, 38% of respondents had travelled in the previous year. Rates of travel were highest amongst those living on pitches in Stoke-on-Trent, Staffordshire Moorlands and Newcastle-under-Lyme, compared with those living on pitches in Stafford (2012 data) and those living in bricks and mortar in Stoke-on-Trent.

Response		Stoke-on-Trent			Staffordshire Moorlands	Newcastle-under-Lyme	Stafford	Total
		G&T on Pitches	G&T in Bricks and Mortar	Total	G&T on Pitches	G&T on Pitches	2012 Total	
Yes	No	19	4	23	2	12	18	55
	%	68%	29%	55%	67%	67%	22%	38%
No	No	9	10	19	1	6	65	91
	%	32%	71%	45%	33%	33%	78%	62%
TOTAL	No	28	14	42	3	18	83	146
	%	100%	100%	100%	100%	100%	100%	100%

Source: Survey fieldwork response data 2015, 2012

7.4 Of the 63 respondents that provided information on their typical travelling patterns, the majority (46%) said that they travel for between two and four weeks per year (Table 7.2). Other respondents usually travel for five to eight weeks (21%), nine to twelve weeks (13%) and less than two weeks (11%). Under 10% of respondents travel for over three months per year.

Duration of travel		Stoke-on-Trent			Staffordshire Moorlands	Newcastle-under-Lyme	Stafford	Total
		G&T on Pitches	G&T in Bricks and Mortar	Total	G&T on Pitches	G&T on Pitches	2012 Total	
Less than 2 weeks	No	2	1	3		4		<b>7</b>
	%	9%	13%	10%		31%		<b>11%</b>
2 to 4 weeks	No	10	4	14		6	9	<b>29</b>
	%	45%	50%	47%		46%	53%	<b>46%</b>
5 to 8 weeks	No	5	2	7	1	1	4	<b>13</b>
	%	23%	25%	23%	33%	8%	24%	<b>21%</b>
9 to 12 weeks	No	5		5	1		2	<b>8</b>
	%	23%		17%	33%		12%	<b>13%</b>
13 to 26 weeks	No		1	1	1	1	1	<b>4</b>
	%		13%	3%	33%	8%	6%	<b>6%</b>
6 to 10 months	No					1	1	<b>2</b>
	%					8%	6%	<b>3%</b>
<b>TOTAL</b>	<b>No</b>	<b>22</b>	<b>8</b>	<b>30</b>	<b>3</b>	<b>13</b>	<b>17</b>	<b>63</b>
	<b>%</b>	<b>100%</b>	<b>100%</b>	<b>100%</b>	<b>100%</b>	<b>100%</b>	<b>100%</b>	<b>100%</b>

Source: Survey fieldwork response data 2015, 2012

7.5 The 2015 survey sought information on the location and reasons for travel. Many respondents did not provide an answer to these questions, but the following were mentioned:

- Fairs and shows, including Appleby, Scarborough, Stow, Epsom and Royal Welsh;
- Religion and Christian missions; and
- Culture.

7.6 The Stafford 2012 survey found a range of reasons for travelling, with the most frequently mentioned being religious reasons (39%) and visiting family/friends (39%).

7.7 A range of problems can be experienced whilst travelling and respondents were asked to identify these based on their experiences (Table 7.3). The most frequently mentioned problems were lack of toilet facilities (83%), no water facilities (68%) and abuse, harassment or discrimination (32%).

**Table 7.3 Problems experienced while travelling**

Duration of travel		Stoke-on-Trent			Staffordshire Moorlands	Newcastle-under-Lyme	Stafford	Total
		G&T on Pitches	G&T in Bricks and Mortar	Total	G&T on Pitches	G&T on Pitches	2012 Total	
No places to stop over	No	6	4	10	1	2	6	<b>19</b>
	%	27%	50%	33%	33%	17%	40%	<b>30%</b>
Closing of traditional stopping places	No				1		2	<b>3</b>
	%				33%		13%	<b>5%</b>
Abuse, harassment or discrimination	No	6	3	9		3	8	<b>20</b>
	%	27%	38%	30%		25%	53%	<b>32%</b>
Lack of toilet facilities	No	19	8	27	2	11	12	<b>52</b>
	%	86%	100%	90%	67%	92%	80%	<b>83%</b>
No water facilities	No	13	6	19	3	9	12	<b>43</b>
	%	59%	75%	63%	100%	75%	80%	<b>68%</b>
Problems with rubbish collection	No	5	2	7	1	3	7	<b>18</b>
	%	23%	25%	23%	33%	25%	47%	<b>29%</b>
Police behaviour	No	1	3	4		2	10	<b>16</b>
	%	5%	38%	13%		17%	67%	<b>25%</b>
Enforcement officer behaviour	No	1	2	3	1	2	8	<b>14</b>
	%	5%	25%	10%	33%	17%	53%	<b>22%</b>
Behaviour of other travellers	No	1		1			1	<b>2</b>
	%	5%		3%			7%	<b>3%</b>
<b>TOTAL</b>	<b>No</b>	<b>22</b>	<b>8</b>	<b>30</b>	<b>3</b>	<b>12</b>	<b>18</b>	<b>63</b>

Source: Survey fieldwork response data 2015, 2012

Note: Some respondents expressed more than one option, therefore percentages do not total 100%

## Transit sites and stop over places

- 7.8 The CLG Guidance suggests that, in addition to the need for permanent provision, an assessment should be made of the need for temporary places to stop while travelling. Temporary, or transit, sites are intended for short-term use while in transit. Transit sites are usually authorised and permanent but there is a limit on the length of time residents can stay. In practice the length of stay on a transit pitch is generally limited to a maximum of 12 weeks (three months); however, no time limits are set out in any Government guidance. 'Stop over' or 'temporary stopping places' are similar except these tend to be unauthorised short-term encampments tolerated by local authorities (see Glossary).
- 7.9 Local authorities have a legal duty to provide emergency accommodation within their own areas if Travellers present themselves in that area. Whilst a local authority does not have a duty to find an authorised pitch or site, they are expected to facilitate the traditional (Traveller) way of life. A number of other requirements<sup>37</sup>, in relation to welfare of children, access to essential services and right to private and family life, make it important that local authorities seek to

<sup>37</sup> These are set out in a number of acts and regulations, including The Housing Act 1996; The Criminal Justice and Public Order Act 1994; and The Human Rights Act 1998



provide sufficient pitches in their own area to reflect current, and meet possible future, transit needs.

7.10 The two key elements used in validating a need for transit provision were:

- Unauthorised encampment data; and
- Contextual information from the Councils regarding local unauthorised encampment activity.

## Unauthorised encampment activity

- 7.11 In order to establish the potential requirement for transit provision in the study area it is important to understand the extent and context of short term unauthorised encampment activity across it. Encampments occur as Gypsies and Travellers pass through an area either for the purposes of visiting or travelling through en route to an alternative destination; they are indicative of a lack of stop over or transit provision. Data for this exercise was provided by two of the four Authorities and as such transit need is only present for Newcastle-under-Lyme Borough Council and Stoke-on-Trent Council. Neither Staffordshire Moorlands District Council nor Stafford Borough Council had suitable data and as such have a zero need recorded. In general, smaller-scale UAEs occurring for shorter durations (e.g. up to three months) may be more suggestive of transit needs in that area; whereas longer-scale, larger encampments may be more indicative of permanent needs (Chapter 6), although this depends on the circumstances of each encampment.
- 7.12 Tables 7.4a and 7.4b summarise unauthorised encampments across Newcastle-under-Lyme and Stoke-on-Trent respectively. In Newcastle-under-Lyme for the period September 2008 to end February 2015, excluding 2012 for which no data is available, (67 months) there was a total of 43 encampments. In Stoke-on-Trent there was a total of 111 encampments over the 57 month period January 2010 to September 2014.
- 7.13 Comprehensive data in respect of unauthorised encampments is currently not available for either Staffordshire Moorlands or Stafford. It has therefore not been possible to run an analysis of unauthorised encampment activity within these areas and determine a transit requirement for them based upon unauthorised encampment activity. It is strongly recommended that these Councils implement a comprehensive monitoring system with immediate effect to enable them to determine an evidence based target for transit provision within their areas.

**Table 7.4a Newcastle-under-Lyme Unauthorised encampments Sept 2008 to end Feb 2015 (excluding 2012)<sup>38</sup>**

	Sept to Dec 2008	2009	2010	2011	2013	2014	Jan to March 2014	Total
No. of encampments	1	2	4	3	5	20	8	43
No. of vans per encampment	12	2-15	4-12	2-5	3-10	2-11	4-7	2-15

Source: Newcastle-under-Lyme Council data

**Table 7.4b Stoke-on-Trent Unauthorised encampments 2010 to end Sept 2014**

	2010	2011	2012	2013	To end Sept 2014	Total
No. of encampments	18	18	24	30	21	111
No. of vans per encampment	2-16	1-17	1-14	1-23	3-20	1-23

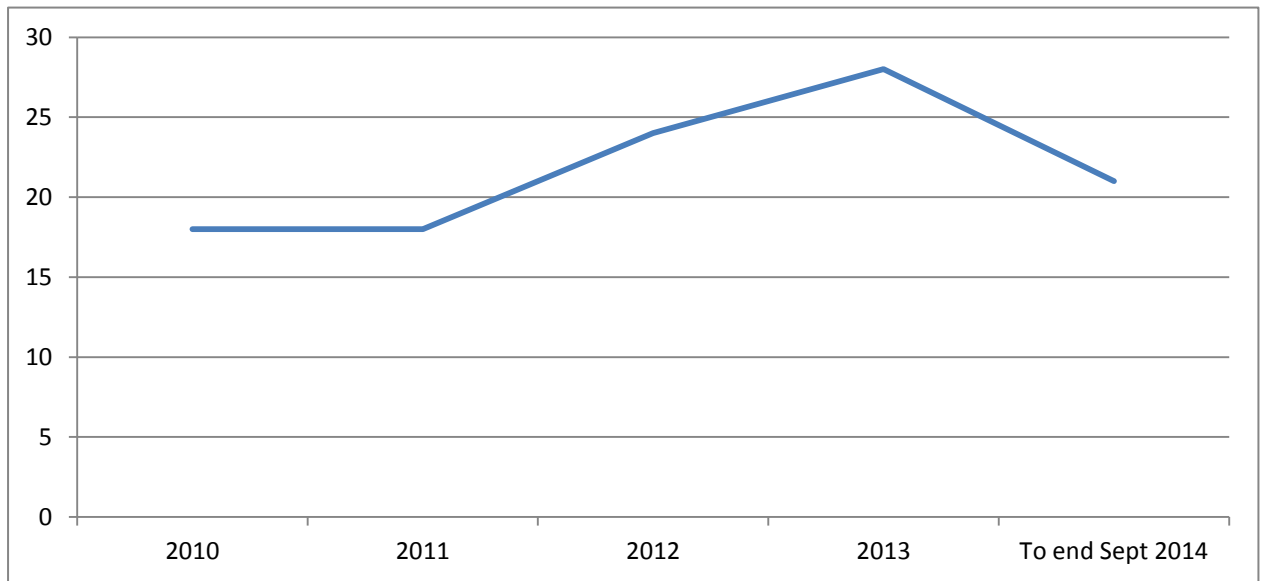
Source: Stoke-on-Trent City Council data

- 7.14 In Newcastle-under-Lyme, data was not available on the duration of encampments. In Stoke-on-Trent the majority of encampments lasted for three weeks or less<sup>39</sup>; only four encampments were longer than three weeks in duration, with all but one of these being for 24 days or less. One encampment lasted for 56 days; however this appears to have been a 'one off'. The majority of encampments, 73% (81), lasted for a week or less. The median duration of encampments in Stoke-on-Trent over the period January 2010 to September 2014 was four days.
- 7.15 Data on the number of caravans per encampment shows that the number of caravans per encampment ranges from two to 15 in Newcastle-under-Lyme, and one to 23 in Stoke-on-Trent. The median number of caravans per encampment in both Newcastle-under-Lyme and Stoke-on-Trent was five per authority.
- 7.16 In Newcastle-under-Lyme five (11.6%) of the 43 encampments had more than ten caravans. In Stoke-on-Trent 20 (18%) of the 111 encampments consisted of more than ten caravans.
- 7.17 The rate of unauthorised encampment activity for the period for which comprehensive data is available in Newcastle-under-Lyme ranges from one to 20. The rate of unauthorised encampment activity for the period for which comprehensive data is available in Stoke-on-Trent ranges from 18 to 28 encampments per year. Whilst figures recorded in Stoke-on-Trent for 2014 are lower than those in 2013 they only related to the nine months to the end of September 2014 and are not indicative of the entire year.

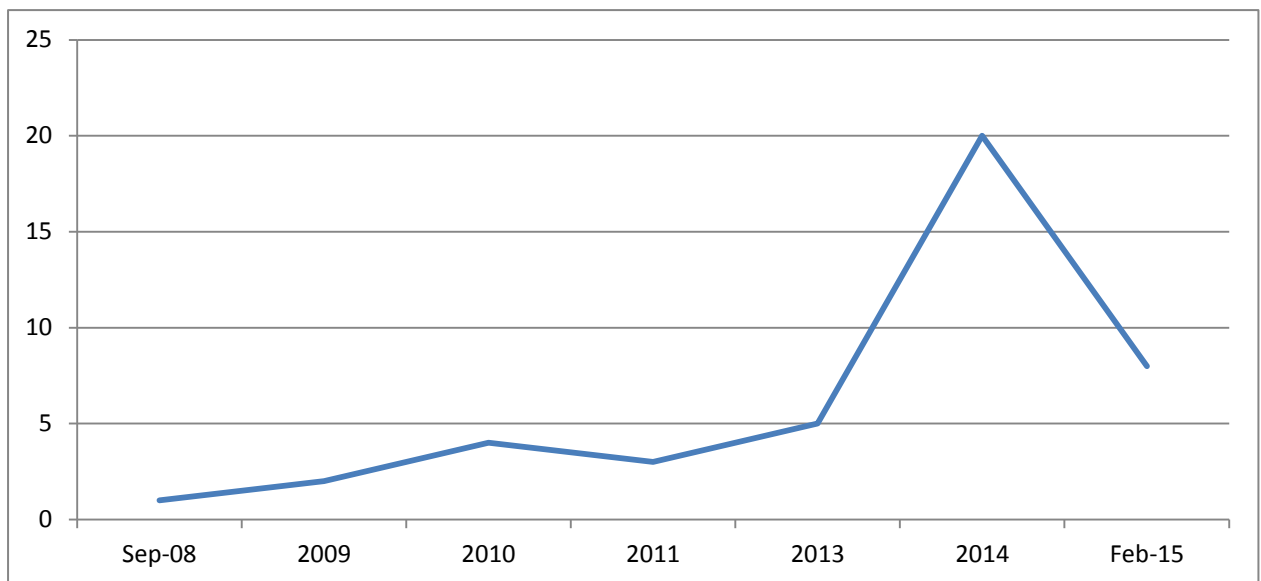
<sup>38</sup> Data unavailable for 2012

<sup>39</sup> Data on duration was unavailable for three of the 111 encampments.

**Figure 7.1a Stoke-on-Trent: Number of Unauthorised Encampments (Jan 2010-Sept 2014)**



**Figure 7.1b Newcastle-under-Lyme: Number of Unauthorised Encampments (Sept 2008-Feb 2014)**



### Need for transit

- 7.18 Overall, analysis of unauthorised encampment data and contextual information indicates that new transit provision is needed across the study area within Newcastle-under-Lyme and Stoke-on-Trent.
- 7.19 No data is available for Staffordshire Moorlands so it has not been possible to identify a transit requirement for this Council area; it is recommended that the Council gathers comprehensive data in respect of unauthorised encampment activity and reviews its position in respect of transit need in twelve months.

- 7.20 The limited data available for Stafford indicated that there is currently no need for transit provision in Stafford Borough. However, given the small quantity of data available and the limited period that it covers, it is recommended that Stafford Borough Council reviews its position in respect of transit requirements on a regular basis, as evidence around unauthorised encampment activity in the Borough emerges.
- 7.21 It is recommended that provision for a minimum of five transit pitches be made in Newcastle-under-Lyme and a minimum of five transit pitches in Stoke-on-Trent.
- 7.22 Provision of five transit pitches usually equates to space for ten vehicles/homes and would have accommodated 88% of encampments that occurred over the period analysed in Newcastle-under-Lyme, and 82% in Stoke-on-Trent on the basis of two caravans per pitch (for short periods or for family groups it is possible that the provision of five pitches could accommodate up to ten vehicles/homes).
- 7.23 The transit requirement is derived by taking the median number of caravans over the period for which comprehensive unauthorised encampment data is available, (the 67 month period for Newcastle-under-Lyme and 57 month period for Stoke-on-Trent). Tables 7.5a and 7.5b below summarise the unauthorised encampment data analysis.

<b>Table 7.5a Newcastle-under-Lyme Unauthorised encampment data summary</b>	
<b>No. of months (September 2008-February 2015)</b>	<b>67</b>
No encampments	43
Total caravan days	-
Average caravan days each month	-
Average caravan days each year (47 months)	-
Median duration (days)	-
Range of caravans	3 to 15
<b>TRANSIT-STOPOVER NEED - Median no. caravans</b>	<b>5.0</b>

<b>Table 7.5b Stoke-on-Trent Unauthorised encampment data summary</b>	
<b>No. of months (January 2010-September 2014)</b>	<b>57</b>
No encampments	111
Total caravan days	677
Average caravan days each month	11.9
Median duration (days)	4
Range of caravans	1 to 23
<b>TRANSIT-STOPOVER NEED - Median no. caravans</b>	<b>5.0</b>

7.24 As part of the fieldwork survey 2015, views were sought on the current provision of transit sites across Stoke-on-Trent, Staffordshire Moorlands and Newcastle-under-Lyme (Table 7.6). Amongst the 63 respondents, 94% said that there was a need for the provision of new transit sites across the three authorities. The 2012 Stafford survey found that 86% of respondents felt that there was a need for new transit sites in the Borough.

Response		Stoke-on-Trent			Staffordshire Moorlands	Newcastle-under-Lyme	Stafford	2015 Total
		G&T on Pitches	G&T in Bricks and Mortar	Total	G&T on Pitches	G&T on Pitches	2012 Total	
Yes	No	26	13	39	3	17	70	<b>59</b>
	%	93%	93%	93%	100%	94%	86%	<b>94%</b>
No	No	2	1	3		1	11	<b>4</b>
	%	7%	7%	7%		6%	14%	<b>6%</b>
<b>TOTAL</b>	<b>No</b>	<b>28</b>	<b>14</b>	<b>42</b>	<b>3</b>	<b>18</b>	<b>81</b>	<b>63</b>
	<b>%</b>	<b>100%</b>	<b>100%</b>	<b>100%</b>	<b>100%</b>	<b>100%</b>	<b>100%</b>	<b>100%</b>

Source: Survey fieldwork response data 2015

7.25 Of the 63 respondents who perceived a need for transit sites within Stoke-on-Trent, Staffordshire Moorlands and Newcastle-under-Lyme (Table 7.7), there was considerable openness for such sites to be managed by the local authority (84%), Registered Social Landlords / Housing Associations (79%) or privately by people who themselves are Gypsies and Travellers (67%). By comparison, the 2012 survey showed a strong preference for the management of transit sites privately by Gypsies and Travellers (61%) or by Housing Associations (55%), rather than the Council (26%) in Stafford Borough.

Response		Stoke-on-Trent			Staffordshire Moorlands	Newcastle-under-Lyme	Stafford	2015 Total
		G&T on Pitches	G&T in Bricks and Mortar	Total	G&T on Pitches	G&T on Pitches	2012 Total	
Council	No	25	12	37	3	13	31	<b>53</b>
	%	89%	86%	88%	100%	72%	26%	<b>84%</b>
Private (Gypsy or Traveller)	No	18	9	27	3	12	74	<b>42</b>
	%	64%	64%	64%	100%	67%	61%	<b>67%</b>
Housing Association	No	21	10	31	3	16	67	<b>50</b>
	%	75%	71%	74%	100%	89%	55%	<b>79%</b>
<b>TOTAL</b>	<b>No</b>	<b>28</b>	<b>14</b>	<b>42</b>	<b>3</b>	<b>18</b>	<b>121</b>	<b>63</b>

Source: Survey fieldwork response data 2015, 2012

Note: Some respondents expressed more than one option, therefore percentages do not total 100%

## Summary of transit need

- 7.26 Overall, analysis of unauthorised encampment data and contextual information indicates that new transit provision is needed across Newcastle-under-Lyme and Stoke-on-Trent. It is recommended that provision for ten transit pitches be made across these two Council areas, with five pitches being made available in each area.
- 7.27 The need for transit provision is supported by survey findings which show that over 85% of respondents across the study area felt that more transit pitches were needed. Site management preferences varied between the two surveys, with respondents in Stoke-on-Trent, Staffordshire Moorlands and Newcastle-under-Lyme being open to a variety of types of site management (2015 survey), while respondents in Stafford expressed a strong preference for private or Housing Association management (2012 survey).
- 7.28 Note that by definition the transit pitches would only be used for some parts of the year and it is not assumed that the scale of transit need will change over the five years 2014/15 to 2019/20 or beyond. By definition transit pitches are provided to meet the needs of those households travelling through an area, or visiting it temporarily. There is no reason to expect that the current level of this activity will alter significantly over future years beyond 2019/20. However, given that past trends in unauthorised encampment activity have varied it is recommended that the Authorities monitor this situation closely.
- 7.29 Provision of transit accommodation in line with the identified targets (see Table 7.8 below) should address the majority of regular and on-going annual transit requirements of Travellers visiting or travelling through the study area. The actual occupancy levels of households using transit pitches should be monitored by the Councils and compared with the anticipated need for transit pitches evidenced in this report. This is especially important for those areas where limited, or a lack of, evidence has led to a zero transit pitch requirement.
- 7.30 It is assumed that each transit pitch would accommodate one caravan, however, established practice within the Travelling community means that pitches could accommodate up to two vans if the pitch is being occupied by the same household or members of a family group.
- 7.31 It may be more appropriate for the Authorities to consider a form of authorised 'stopover' or negotiated stopping provision rather than a conventional formal transit site. The Councils will have to determine through their Local Plans what would be the most appropriate type of provision that will best meet the needs of Travellers passing through their respective areas.

**Table 7.8 Summary of transit requirements**

	Five year pitch requirement (single van use)	Total maximum caravans that could be accommodated
Newcastle-under-Lyme	5	10
Stafford	-	-
Staffordshire Moorlands	-	-
Stoke-on-Trent	5	10
<b>Total</b>	<b>10</b>	<b>20</b>

## 8. Stakeholder consultation

### Overview

- 8.1 Stakeholders were invited to participate in a survey aimed at identifying a range of information, including establishing the key perceived issues facing the Gypsy and Traveller and Travelling Showpeople communities within Newcastle-under-Lyme, Stoke-on-Trent, Staffordshire Moorlands and Stafford, and ways in which these need to be addressed. Stakeholders were asked to respond to any of the questions within the survey. A total of 22 separate responses to the stakeholder consultation were obtained from a range of representatives including Local Authorities (Councillors and Officers), education and community representatives. Respondents were asked to answer only the questions that they felt were relevant to their knowledge and experience. This is a qualitative summary of the views expressed by stakeholders responding to the online survey. A full summary of stakeholder feedback from the survey can be found at Appendix D40.

### General support for Gypsies, Travellers and Travelling Showpeople

- 8.2 Overall there was a mixed response from stakeholders in terms of whether there is sufficient understanding of the education, employment, health and support needs of Travellers locally. Four respondents felt that there was sufficient understanding, especially amongst Local Authority Officers, however, it was felt that this may not be the case within the wider community:
- ‘I think there is a good understanding among local authority officers and other professionals who are involved in this issue but limited understanding in the wider settled community.’*
- 8.3 Another respondent made the point that ‘in many cases Travellers spend only a short period within an area and do not access services.’
- 8.4 Six respondents felt that there was insufficient understanding, especially in terms of accommodation requirements. One respondent identified that cultural awareness training for professionals working with Travellers is needed, and suggested that forums to share good practice between professionals and community members should be established.
- 8.5 Four respondents did not know whether there was sufficient understanding or not.
- 8.6 Of those aware of current practice, respondents overall felt that monitoring of the health, education, accommodation and support needs of Travellers was inadequate. One respondent felt that the nature of Travelling communities makes effective monitoring difficult and suggested that the Travelling community need to

---

<sup>40</sup> Comments from stakeholders that have withheld permission to use their responses have been excluded.



- be empowered to ‘take responsibility for these issues.’ Another respondent advocated greater engagement with representative groups.
- 8.7 A lot of respondents were unable to say whether additional support is required to assist Travellers living within the study area. A couple of respondents identified the need for more sites, with one respondent identifying the shortage of ‘suitable accommodation as a critical factor.’
- 8.8 One respondent who felt that additional support is required stated that: ‘Families still struggle to engage with professionals and often do not know how to access support. In education terms, many of the forms and processes for entry to school, school places, free school places, transport etc. are expected to be completed on line. Many of the families have no access to the internet and have low levels of literacy and numeracy; they therefore require support to do these things. The same applies to housing.’
- 8.9 Concerns were raised by one respondent about the ability of Local Authorities to provide support at a time of budget cuts. One respondent felt that no additional support is required.
- 8.10 Overall, the majority of respondents felt that there is inadequate awareness of the cultural, support and accommodation needs of Travellers in the study area. One respondent felt that there was awareness amongst professionals working with Travelling communities but that this awareness did not spread beyond that group to other professionals or to the wider community.
- 8.11 A couple of respondents identified that training and awareness raising would help to address these issues, however, one felt that there is ‘little sympathy amongst the settled community for Travelling people who occupy sites without authorisation.’
- 8.12 One respondent felt that this was a National issue that requires Government action; whilst another respondent stated that:
- ‘Travellers come from a range of backgrounds, and travel for a number of reasons. There is often little interaction with the settled community and generally no wish to share culture with agencies or the community. Agencies generally understand the services and facilities that Travellers will require. The settled community have little interest in the Travellers’ needs. They are generally focussed on ensuring they are relocated, and concerned that their [the Travellers’] presence will spark damage to property, adversely affect a site and be a focus for antisocial behaviour ‘*

## Provision of accommodation

- 8.13 Stakeholders were asked to respond to a series of questions relating to the need for new pitch provision (both permanent and transit), existing pitch provision, households living in bricks and mortar accommodation, and unauthorised encampment activity. Their responses are summarised below.

## New permanent and transit provision

- 8.14 Five respondents felt that there is insufficient provision of permanent sites/pitches for Travellers in the study area; one respondent felt that there was sufficient provision. Newcastle was identified as having a good permanent site. Another respondent stated that they had been contacted by households seeking sites in Stoke. Other observations made by stakeholders include:
- There has been a significant increase in unauthorised encampment activity over the past year;
  - More sites are needed throughout the area;
  - There is an expanding population of Travellers in Stafford seeking to remain in the area, and therefore an increased demand for private sites in adjacent areas;
  - Permanent sites are fully occupied and there is no transit provision available; and
  - Anecdotal evidence suggests that permanent or transit sites may not be attractive to Travellers.
- 8.15 Stakeholders were asked where new provision, if it is required, should be located:
- Sites are needed throughout the area;
  - Close to facilities;
  - In accordance with National Planning Policy requirements;
  - Within Stafford the Hopton area is where a number of existing households are located, providing new pitches in this area or close to Stafford is likely to prove popular with Traveller families but it would put pressure on existing services, such as schools in the area;
  - Brownfield sites; and
  - It is difficult to find locations that are acceptable to the settled community.
- 8.16 One respondent highlighted the need for any new development to link with Education Services to ensure that accessible education provision is available in the locality.
- 8.17 The following barriers to the provision of new permanent sites were identified by stakeholders:
- Negative perceptions and attitudes within the settled community towards Travellers;
  - NIMBYism and public opposition;
  - Lack of political will;
  - Cost of provision;
  - Availability of sites;
  - Location;

- Negative press and prejudice;
  - Lack of understanding of the issues at all levels;
  - Cost of purchasing land in suitable locations;
  - Highly politicised nature of provision given the Secretary of State's involvement in decision making; and
  - Planning policy.
- 8.18 Eight respondents felt that transit provision is needed across the study area. Respondents identified an increase in unauthorised encampment activity over the past year, which would indicate that there is a need for provision of transit sites. A couple of respondents advocated provision of transit accommodation on sites separate to where permanent accommodation is located.
- 8.19 The following comments were made about transit provision in the study area:
- 'To be Travellers they need to travel and for this they need stopping places. Failure of Councils to provide [temporary stopping places] is seriously harming [Travellers'] opportunity to travel for work. The alternative is to accept transit use as part of small private sites - but there are few of those. Travellers prefer to stop with their own family rather than with strangers on a communal transit site as there is no protection of property on many transit sites.'*
- 'Whilst permanent sites tend to be tight knit communities, and those 'passing through' generally do not want to interact with others, for practical reasons it is probably best that transit facilities are adjacent to permanent sites. Co-location would mean that services (water drainage, power, waste collection etc.) would be available, and there should be some existing site management arrangement.'*
- There is a need for a transit pitch in the Newcastle area, as we are seeing an increase in mobile groups in that area, particularly around Apedale County Park and Lymedale Industrial Estate. The pitches would have to be strongly managed as transit sites in other authorities have been abused and families have stayed on them for longer than they should. There also needs to be an incentive for families to use them or they will continue to pull onto unsuitable sites. For example, the provision of amenities such as waste collection and water would be an incentive, as would a negotiated length of stay that would be acceptable to all, for example two weeks. For our service, access to a local school which could accommodate children would be an advantage as we could provide support to the school and hopefully get more mobile children accessing school.'*
- 8.20 The barriers to the provision of new transit pitches were felt to be the same as those for permanent provision, including:
- Complaints from the public;
  - Development of former sites;
  - Police moving on families;
  - Changes in National policy;
  - The settled community;
  - Difficulties in managing transit provision;

- Cost;
- Reluctance of Traveller families to use the site if it is not located in the right area (i.e. close to other family members or employment opportunities); and
- Community tensions.

### Existing sites

- 8.21 There was limited awareness amongst respondents about the standard of facilities on existing sites; two respondents stated that they believed standards to be good. Another respondent identified that standards are generally poor with some exceptions. Other comments about the standard of existing provision included:

*'Newcastle has one permanent site, owned by Staffordshire County Council, and managed by Aspire Housing at Cemetery Road, Silverdale. This site has generous plot sizes, each with access to its own facilities building. Site refurbishment has been undertaken. Site occupants have opposed improvements such as the installation of CCTV.'*

*'The private sites in the area are of a good standard and located in suitable positions. The facilities in Hopton are good and used effectively but I think there are too many plots in one area and this can cause tension between the families and the local community. The local authority site in Stafford is awful. The facilities are in poor condition and not fit for purpose. It is unsafe for families and is in a dangerous location.'*

- 8.22 Generally respondents were not aware how well sites were managed. One respondent commented that the site at Cemetery Road appears to be well managed. A further respondent felt that sites were well managed. No comments were made about poor site management.
- 8.23 A number of respondents were aware of tensions existing around some sites, including one example of tensions between English and Irish Travellers and the difficulties associated with getting Travellers from these two communities to share a site. These kind of tensions are felt to be increased by the absence of sufficient provision overall. Sometime tensions can arise when Travellers try to access education in certain areas for their children (St Andrew's Primary School in Weston was cited as an example). Tensions between Travellers and the settled community linked to unauthorised encampments were also identified as problematic.

### Bricks and mortar

- 8.24 Three respondents were aware of Gypsy and Traveller and Travelling Showpeople households living in bricks and mortar accommodation in the study area.
- 8.25 Three respondents felt that additional pitch provision should be made to accommodate the requirements of Gypsies, Travellers and Travelling Showpeople living in bricks and mortar.

- 8.26 One respondent identified that there is inadequate tenancy support available for Travellers living in bricks and mortar accommodation. Another respondent added that *'many families struggle with living in bricks and mortar as they are not educated in how to manage a household. Low levels of literacy and numeracy are also a problem and many families need support with form filling etc.'*
- 8.27 As to whether Travellers living in bricks and mortar accommodation feel safe, the following comments were made:
- 'I have been provided with many examples where this is not the case. Many complain about pretending to be something they are not for fear of neighbours learning their true identity. Many seriously struggle to cope. They feel isolated. Family do not visit them This is all well documented.'*
- 'Families feel safe when they are not isolated from their roots, therefore, accommodation close to conventional sites is good. They also prefer not to be on large council estates as they can feel unsafe and may be vulnerable to prejudice and racism.'*

### Unauthorised encampments

- 8.28 A number of respondents identified unauthorised encampments as being problematic for their organisation. The lack of transit provision in the study area was thought to be a contributory factor in unauthorised encampment activity.
- 8.29 Dealing with unauthorised encampments was identified as being both a political priority and resource intensive. The negative reaction caused by unauthorised encampment activity from the settled community was highlighted by respondents, and they are definitely a cause of tension in the study area. In these situations Council officers find their resources stretched, and it is difficult to both deal with the needs of the Travellers and manage the expectations of the settled community.

### Planning

- 8.30 Four respondents felt that planning policies have restricted provision of sites for Travellers, the 'unfair' application of 'green belt policy' was highlighted. Government policy was also felt to be causing problems, with Secretary of State decisions and DCLG consultations making the provision of new sites very difficult. Another respondent identified that *'because so many planning applications made by Travellers are refused, it encourages them to move onto land and apply for retrospective planning permission as they see the planning process as being prejudiced against them. Regular contact and dialogue between planners and the Traveller community is the way to build up better relationships and develop cooperation.'*
- 8.31 Four respondents felt that more could be done through planning policy to identify and bring forward new sites. One respondent identified the lack of suitable sites and the problem of sites coming forward but being in sensitive areas such as green belt. One respondent identified that National Planning Policy Framework (NPPF) and Planning Policy for Traveller Sites (PPTS) should be applied in a 'fair way' and that Authorities should start to treat Travellers in the same way as

- the settled community in terms of dealing with planning applications – and that addressing this is a priority.
- 8.32 One respondent felt that discussions with the local community would help facilitate new provision. Shropshire Council also identified that in their experience, *‘additional guidance to support the adopted core Strategy policy has provided useful additional guidance for the consideration of planning applications including exception sites. The Shropshire Council site allocations and policy DPD(SAMDev) is due to be examined shortly and this will consider whether reliance on existing Core Strategy policy to consider site proposals and the absence of additional policy and site allocations in this document is appropriate. Feedback from this may provide useful learning.’*
- 8.33 Some stakeholders felt that the PPTS has not had a significant impact, especially in areas where there are other constraints on development such as green belt. One respondent called for more guidance to add detail to some of the Policy’s key points, for example, what is considered to be the point at which Travellers’ sites are considered to dominate the settled community. One respondent said that the Secretary of State ‘constantly changing the rules’ is unhelpful.
- 8.34 One respondent identified that Staffordshire Moorlands District Council has had an identified need for Traveller sites since 2007 but has not delivered any new provision so seemingly the Policy has had little impact.
- 8.35 One stakeholder felt that if planning officers could develop good relationships with the Travelling communities in their area then they should be able to plan and develop appropriate accommodation for the future.
- 8.36 One respondent observed that in Shropshire a notable impact of the Policy has been *‘the number of sites that have been allowed at Appeal (in some cases despite acknowledged negative impacts) on the basis of lack of five year supply of deliverable sites, with it being highlighted that the 2008 GTAA was out of date. This means that the Council must seek to ensure that appropriate sites to meet need identified in the updated GTAA are brought forward and that there is ongoing monitoring of provision. It is also noted that there is an ongoing consultation on further amendments to the Guidance which would if taken forward have far reaching impacts on consideration of proposals and pitch provision.’*

## Cross Boundary Issues

- 8.37 Shropshire Council identified that their current GTAA identifies no significant movement into or out of their area by Travellers.
- 8.38 Only one respondent was aware of regular movements of Travellers within the study area, and this concerned Travellers moving between ‘repeat occupation sites’ in Stoke and Newcastle-under-Lyme.
- 8.39 Four respondents disagreed (one strongly) that the stakeholder questionnaire contributed to the Authorities’ requirement under the Duty to Cooperate. One respondent stated that it is imperative that needs are met and that Authorities have further discussions with neighbouring Authorities.
- 8.40 Two respondents noted that the survey was a contribution to the Duty.



8.41 The following cross boundary issues were identified by respondents:

- Need to take account of restrictive policies in the Peak District which means more provision around the border, which particularly affects Staffordshire Moorlands; and
- In Shropshire the pattern of recent applications indicates that most pressure for sites is in the northern part of County, along the A41 and A49 transit routes, in the broad area of Market Drayton/Whitchurch/Prees. Transit needs are also being looked at along the A5/M54 corridor. The SAMdev Plan is due to be examined. Shropshire GTAA forms part of evidence. Conclusions emerging as part of this study may form part of the information base for adjoining Authorities.

8.42 Respondents felt that the following should be the key outcomes of the study:

- Far greater provision, particularly of transit sites;
- Assessment of need;
- Cross-authority working;
- Consistency of assessment and a more joined-up sub-regional picture;
- Shared information; and
- Better communication between Local Authorities.

8.43 In summary it is in the purview of the four authorities and their neighbours to discuss and agree a way forward to address issues raised and this can be achieved best through duty to cooperate meetings and the Local Plan making processes.

## 9. Summary of Findings

### Gypsies and Travellers

- 9.1 The findings of the research show that Stoke on Trent has the largest requirement with a need for 22 permanent pitches for Gypsies and Travellers over the first five years period. Stafford has a need for 19 over the same period while both Staffordshire Moorlands and Newcastle-under-Lyme have lower requirements of 6 and 1 respectively.
- 9.2 Requirements after the first five year period vary for each Council with Stafford having the highest requirements overall. Requirements for all Councils are noted in Table 9.1.

Period	Stoke-on-Trent	Staffordshire Moorlands	Newcastle-under-Lyme	Stafford <sup>41</sup>
2014/15-2018/19	22	6	1	19 (2012/13-2016/17)
2019/20-2023/24	0	0.5	0	10 (2017/18-2021/22)
2024/25-2028/29	10.5	0.5	2	13.5 (2022/23-2026/27)
2029/30-2033/34	5.5	0.625	4.5	NA
TOTAL	38	8	8	43

### Travelling Showpeople

- 9.3 For Travelling Showpeople, no interviews were possible on the single site located in Newcastle-under-Lyme, therefore no analysis has been possible for the Travellers living on this permanent site. No other Showperson sites were identified in any of the other three Council areas.

### Transit Requirements

- 9.4 Overall, analysis of unauthorised encampment data and contextual information indicates that new transit provision is needed across the study area. It is recommended that provision for a minimum of 10 transit pitches be made across the study area as a whole with each pitch being able to contain a caravan and towing vehicle. A need for five pitches has been identified for both Stoke-on-Trent and Newcastle-under-Lyme. These numbers will cover 2014/15 to 2018/19 (Table 9.2).

<sup>41</sup> Please note that Stafford Borough Council's five year periods differ to the other three Council's and relates specifically to those years that were noted in the original study conducted for Stafford in 2012. The years covers by the Stafford analysis are 2012/13 – 2026/27).



	Stoke-on-Trent	Staffordshire Moorlands	Newcastle-under-Lyme	Stafford
2014/15-2018/19	5	0	5	0

## Headline findings by local authority

### Stoke-on-Trent Council

- 9.5 There are currently 43 pitches on sites in Stoke-on-Trent, 33 local authority and 10 private authorised. There are no plots for Travelling Showpeople.
- 9.6 The research findings show an undersupply of pitches (22) for 2014/15 to 2018/19 based on available evidence.
- 9.7 A recommendation to provide up to 16 pitches in the longer term between 2019/20 and 2033/34.
- 9.8 To address transit requirements in the Council area provision for five transit pitches is recommended between 2014/15 and 2018/19.

Stoke-on-Trent	Gypsy and Traveller	Showperson
Number of pitches/households	43	NA
Identified five year shortfall (2014/15 to 2018/19)	22	NA
Longer term need (2019/20 to 2033/34)	16	NA

### Staffordshire Moorlands District Council

- 9.9 Staffordshire Moorlands has four pitches for Gypsies and Travellers, one is private authorised and three are temporary authorised. There are no plots for Travelling Showpeople.
- 9.10 The research findings show pitch demand over the five-year period 2014/15 to 2018/19 of six.
- 9.11 A recommendation to provide two pitches in the longer term between 2019/20 and 2033/34.
- 9.12 No transit requirements have been identified in the District due to a lack of useable encampment data.

Table 9.4 Staffordshire Moorlands Summary		
Staffordshire Moorlands	Gypsy and Traveller	Showperson
Number of pitches/households	4 (3 households)	NA
Identified five year shortfall (2014/15 to 2018/19)	6	NA
Longer term need (2019/20 to 2033/34)	2	NA

### Newcastle-under-Lyme Borough Council

- 9.13 There are currently 21 pitches on sites across the Council area, 19 on a housing association site and two on a private authorised site. There is also one authorised private Showperson site with three plots.
- 9.14 The research findings show that there is a potential undersupply of pitches (1) for the period 2014/15 to 2018/19, and no demand for plots (0) for the same period (no interviews were possible on the Showperson site so no need could be identified).
- 9.15 A recommendation to provide up to six pitches in the longer term between 2019/20 and 2033/34.
- 9.16 There is no additional need identified for Showperson plots between 2019/20 and 2033/34.
- 9.17 The transit requirements for the Council amount to five pitches.

Table 9.5 Newcastle-under-Lyme Summary		
Newcastle-under-Lyme	Gypsy and Traveller	Showperson
Number of pitches/households	21	3
Identified five year shortfall (2014/15 to 2018/19)	1	0
Longer term need (2019/20 to 2033/34)	6	0

### Stafford Borough Council

- 9.18 There are currently 69 households living on pitches for Gypsies and Travellers, 6 on Glover Street (from a total of 12 pitches), the Local Authority site, 56 on private authorised sites and eight on unauthorised sites. There is no provision for Travelling Showpeople.
- 9.19 The research indicates a potential undersupply of pitches (19) over the five-year period 2012/13 to 2016/17.
- 9.20 A recommendation to provide up to 24 pitches in the longer term between 2017/18 and 2026/27.
- 9.21 No transit requirements were identified due to a lack of useable data.

**Table 9.6 Stafford Borough Summary**

<b>Stafford Borough</b>	<b>Gypsy and Traveller</b>	<b>Showperson</b>
Number of pitches/households	69	NA
Identified five year shortfall (2012/13 to 2016/17)	19	NA
Longer term need (2017/18 to 2026/27)	24	NA

## 10. Conclusion and Strategic Response

- 10.1 The full extent of the Gypsy and Traveller and Travelling Showpeople population in the study area is not known and is difficult to estimate. A number of sources provide information in respect of the population but none of these provide a definitive guide as to its size. In the 2011 Census a total of 156 households in the study area identified as having White British Gypsy and Traveller ethnicity, which includes households living in bricks and mortar accommodation (80) as well as on pitches on sites (76). Gypsies, Travellers and Travelling Showpeople face considerable prejudice and discrimination so there is an understandable reluctance to 'self-identify' on the part of the Travelling population, it is therefore likely that the Census figures are an under-representation of the actual population.
- 10.2 Not all Travellers practise a nomadic way of life and many are settled within bricks and mortar accommodation. Government caravan count data and Local Authority information on existing sites (both authorised and unauthorised) are the best indicators of the local travelling population.
- 10.3 A total of 155 interviews were secured with Gypsies, Travellers, Travelling Showpeople resident across the study area, 92 of which were from the previous Stafford Council GTAA conducted in 2012. Interviews with bricks and mortar households totalled 21, with seven of these from the previous Stafford Council GTAA.
- 10.4 This concluding chapter looks at the key challenges and issues facing the Authorities in respect of meeting the accommodation requirements of Gypsies and Travellers and Travelling Showpeople in the study area. The chapter provides:
- A brief **summary of key issues** emerging from the research, and the challenges these pose;
  - Advice on the **strategic responses available** to the Authorities to address identified issues, including examples of good practice; and
  - Recommendations and next steps.
- 10.5 Whilst many of the suggested measures for tackling the needs of Gypsies, Travellers and Travelling Showpeople listed here constitute best practice, it must be recognised that implementing many of these recommendations may be beyond the capacity of the Authorities in the current financial climate, where resources may be extremely limited.

### Key issues and how to tackle them

- 10.6 Chapter 12 provides a summary of the headline findings from the research, so these will not be reiterated here. This section of the report focuses on the key issues emerging from the research, and looks at how these challenges might be addressed by the Authorities. Recommendations are highlighted throughout the chapter.

## Meeting pitch/plot requirements

- 10.7 The research has evidenced:
- An overall five year requirement (2014/15 to 2018/19) of 47 pitches is identified for Gypsy and Traveller pitches across the combined study area; and
  - A recommendation for up to 5 transit pitches in both Newcastle-under-Lyme and Stoke-on-Trent Council areas based on past trends of unauthorised encampment activity provided by the two Councils.
- 10.8 It is important to note that the longer-term requirements are based on extrapolating data over the next five years but it would be recommended that a similar study is carried out in 2018/19 to accurately identify five year requirements at that point in time.
- 10.9 This study complies with the 2007 CLG Guidance, and the needs identified by it are on the basis of 'need where need arises'; the needs identified by the research are from households residing within the study area and not outside it. Needs have been identified on the basis of Authority areas and the definitions of travellers used in the March 2012 PPTS.
- 10.10 With a view to facilitating discussions under the Duty to Co-operate, neighbouring local planning authorities were invited to participate in the stakeholder consultation survey and their views are summarised, along with those of other stakeholders, in Chapter 11 of this report. Responses from neighbouring authorities indicate that there is a desire to engage at cross boundary level in respect of addressing the accommodation requirements of Gypsies, Travellers and Travelling Showpeople.
- 10.11 In order to meet future requirements it is suggested that the Authorities firstly review the potential to increase the number of pitches on existing sites, and secondly ensure they have an adequate supply of additional sites identified in their respective Local Plans to address immediate and longer-term need. The Authorities will need to work closely with both settled and Travelling communities to do this.
- 10.12 The Authorities, in partnership with Travelling communities, need to consider the options available to help meet identified need, including the expansion of existing sites, re-designation of unauthorised sites, use of Community Land Trusts and exceptions site policies. Each of these areas is now looked at in more detail, alongside good practice in planning for Gypsy, Traveller and Travelling Showpeople provision.
- 10.13 Local planning authorities are required to identify land for future residential development to meet identified housing needs, including the needs of Gypsies, Travellers and Travelling Showpeople. Planning authorities are best placed to identify potential future sites, as they are most likely to know the current status of the land and the probability of securing planning permission, and to robustly assess site suitability through the Local Plan process.

### *Site re-designation*

- 10.14 Authorities can address identified needs by re-designating temporary sites to permanent. This action immediately reduces identified needs by the number of pitches re-designated.

### *New site identification*

- 10.15 Authorities should consider the role of ‘call for sites’ exercises, the analysis of which would enable the suitability and deliverability of land in different ownerships to be considered fully. Authorities could look to their own land holdings for suitable and appropriate land for development. Land that is not in need of remediation should be considered first, as remediation may well incur more financial investment than site provision itself. Acquisition of private land could also be considered but given the current economic climate, ‘going rates’ may negate the viability of development. There has been suggestion of some local authorities ‘gifting’ land for development and although not a popular suggestion, it should be given consideration.
- 10.16 The Homes and Communities Agency also have land holdings, which should also be explored. Local land owners could also be approached for sites that could be suitable.
- 10.17 The idea of local community members ‘knowing’ what land is available or suitable is a misnomer identified in research carried out by HSSA, which showed that Travellers are usually unaware of planning restrictions and current/past land use. However, where land is already owned by Travellers, support could be offered to bring these sites forward for planning permission as permanent sites where this is appropriate.

### *Community Land Trusts*

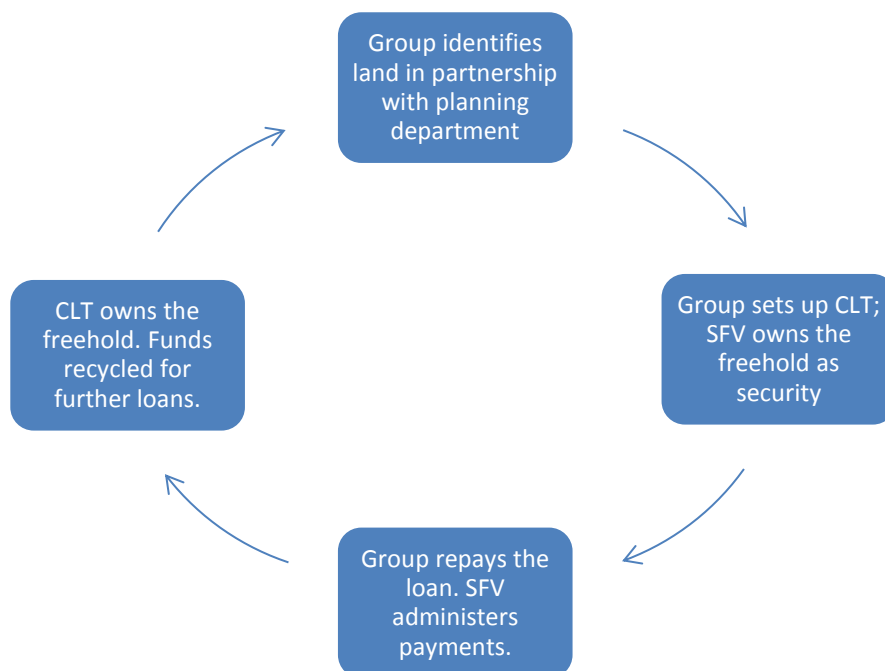
- 10.18 The 2008 Housing and Regeneration Act established Community Land Trusts as an option for local communities to acquire and manage land to address a social, environmental or economic interest.
- 10.19 Community Land Trusts (CLTs) are now emerging as an option to help meet the need for more sites for Gypsies and Travellers (Figure 13.1). This approach has successfully been adopted by Mendip District Council in Somerset, which has committed funding to developing a CLT locally, despite Government cuts in funding<sup>42</sup>.
- 10.20 In the Mendip model, the Council has worked with Travellers and community groups to develop a CLT which facilitates Gypsies and Travellers purchasing land at low cost with a loan made available through a specific funding vehicle (SFV). Travellers develop a business plan for their proposal. Land owners are needed to sell small parcels of land for sites; this land cannot be sold for profit but is retained in perpetuity for provision of Traveller site accommodation. To incentivise landowners an upfront deposit is provided. The following diagram illustrates how the model works. A fundamental challenge with this approach is

---

<sup>42</sup> <http://www.gypsy-traveller.org/wp-content/uploads/2011/04/MDC-CLT-Scheme-LeafletTRIFOLD.pdf>

resourcing the model in the absence of Government subsidy; in Mendip the local authority has provided £100,000 to get their scheme off the ground.

**Figure 13.1** How does CLT model work?



### *Planning gain*

10.21 Use of planning obligations to deliver sites for Gypsies, Travellers and Travelling Showpeople could be explored further by the Authorities. The approach has been used successfully elsewhere (South Cambridgeshire)<sup>43</sup>. Planning obligations to address Traveller requirements on sites other than trailer parks could also be considered. However, it is important that, where this approach is adopted, regular monitoring takes place to ensure that the requisite pitches are being made available to, and are being used by, Travellers; enforcement action will be necessary where this is not the case.

### *Good practice in planning for Gypsy and Traveller provision*

10.22 There are a number of resources available to local planning authorities to assist them in planning for Gypsy and Traveller provision, including resources from the Planning Advisory Service (PAS) and the Royal Town Planning Institute (RTPI), which are presented in Appendix B. In addition, the Local Government Association have resources available for local authorities working with Traveller communities to identify sites for new provision, these include dedicated learning aids for elected members<sup>44</sup>.

<sup>43</sup> Planning Advisory Service Spaces and Places for Gypsies and Travellers November 2006 page 10

<sup>44</sup> IDeA (now Local Government Association) local leadership academy providing Gypsy and Traveller sites

- 10.23 Work undertaken by PAS<sup>45</sup> identified ways in which the planning process can increase the supply of authorised Gypsy and Traveller pitches. The RTPi has developed a series of Good Practice notes for local planning authorities. Both are summarised at Appendix B.
- 10.24 Research undertaken by the Joseph Rowntree Foundation<sup>46</sup> in 2007 identified the importance of leadership in successfully delivering new provision for Travellers. The study found that demonstrating the case for new provision is essential in terms of successfully engaging local communities and countering opposition to new provision. The research points to three cases for new provision:
- The Business case: the costs associated with unauthorised encampment and developments;
  - The Social case: that accommodation is key to equality in terms of health and education outcomes; and
  - The Legal case: requirements and obligations under the Housing Act, Localism Act, the National Planning Policy Framework, Planning Policy for Traveller Sites, and decisions made by the Planning Inspectorate.

---

<sup>45</sup> PAS spaces and places for gypsies and travellers how planning can help

<sup>46</sup> Joanna Richardson Providing Gypsy and Traveller Sites: Contentious Spaces JRF 2007



### Recommendations for meeting pitch requirements

To enable the Authorities to meet the identified pitch requirements it is recommended that consideration is given to the following:

- That the Authorities work collaboratively with neighbouring local planning authorities to meet identified need;
- That mechanisms are established to enable effective engagement with both settled and Traveller communities about identifying future sites;
- That existing sites are reviewed to ascertain the scope for extension and increasing the number of pitches available;
- That appropriate sites are identified to meet requirements;
- That consideration be given to the development of additional transit provision within the study area;
- That needs and pitch turnover are monitored on an on-going basis;
- That options to secure provision of pitches through planning gain and exception sites are pursued;
- That the use of CLTs to meet needs is explored;
- That consideration is given to disposal of publicly owned land to meet pitch requirements;
- That consideration is given as to the ways in which Travellers can be supported through the planning application process;
- That a key point of contact is identified for each Authority to deal with all matters relating to Travellers;
- That key stakeholders are kept up-to-date and fully briefed on progress;
- That resources are identified to develop a proactive communications strategy, starting with dissemination of these research findings, to enable positive media coverage of Traveller issues; and
- That, where necessary, training is provided for staff and elected members to promote better cultural understanding, counter prejudice and aid communication.

### Addressing poor conditions on sites

10.25 Information in Chapter 2 of this report provides a useful starting point for the Authorities when considering good practice advice in respect of new site and pitch provision.

### Recommendations for addressing poor conditions on sites

To enable the Authorities to address issues linked to poor site condition it is recommended that consideration is given to the following:

- That all planning applications ensure decent site design and layout, that is developed in partnership with the Traveller communities, and is in accordance with CLG Design Guidance and plot requirements identified in the Showmen's Guild of Great Britain's Model Standard Package (September 2007)<sup>46</sup> as a minimum;
- That Authorities review the viability of improving conditions on their sites where necessary;
- That appropriate planning policy guidance in respect of site design and layout is adopted within the Local Plans; and
- That improvements in conditions on existing pitches are encouraged through on-going dialogue and partnership working with Traveller communities and site owners.

### Concluding comments

- 10.26 The overarching purpose of this study has been to identify the accommodation requirements of Gypsies, Travellers and Travelling Showpeople across the study area. Overall a shortfall of pitches has been identified, and this needs to be addressed (Tables 10.1 and 10.2).
- 10.27 It is also recommended that this evidence base is refreshed on a regular basis to ensure that the level of pitch and plot provision remains appropriate for the Gypsy, Traveller and Travelling Showpeople population across the study area. It is particularly important to also take detailed records of any unauthorised encampments including the number of caravans and the duration of the camps.

---

<sup>47</sup> <http://www.showmensguild.co.uk/Planning.pdf>

**Table 10.1 Summary of overall pitch and plot requirements over five years and up to 2033/34**

District/Local Planning Authority		Gypsy and Traveller Pitch requirements	Showperson Plot requirements
Newcastle-under-Lyme	5 yr shortfall 2014/15 to 2018/19	1	0
	2019/20 to 2033/34*	7	0
Stoke-on-Trent	5 yr shortfall 2014/15 to 2018/19	22	0
	2019/20 to 2033/34*	16	0
Staffordshire Moorlands	5 yr shortfall 2014/15 to 2018/19	6	0
	2019/20 to 2033/34*	2	0
Stafford Borough	5 yr shortfall 2012/13 to 2016/17	19	0
	2017/18 to 2026/27*	24	0
<b>Total</b>	<b>5 yr shortfall 2014/15 to 2018/19</b>	<b>48</b>	<b>0</b>
	<b>2019/20 to 2033/34*</b>	<b>48</b>	<b>0</b>

\* It is recognised that in the longer-term turnover rates may change and as such turnover rates have not, therefore, been applied to periods beyond 2018/19. Pitch requirements beyond 2018/19 are therefore indicative and may be over-estimates. Stafford dates vary to the rest due to the fieldwork being carried out in 2012/13.

**Table 10.2 Summary of transit requirements (2014/15 - 2018/2019)**

Authority	Five year pitch requirement (single van use)	Total maximum caravans with towing vehicles that could be accommodated
Newcastle-under-Lyme	5	10
Stoke-on-Trent	5	10
Staffordshire Moorlands	-	-
Stafford Borough	-	-
<b>Total</b>	<b>10</b>	<b>20</b>

## Appendix A: Legislative Background

### Overall approach

- A.1 Between 1960 and 2003, three Acts of Parliament had a major impact upon the lives of Gypsies and Travellers. The main elements of these are summarised below.
- A.2 The **1960 Caravan Sites and Control of Development Act** enabled councils to ban the siting of caravans for human occupation on common land, and led to the closure of many sites.
- A.3 The **Caravan Sites Act 1968 (Part II)** required local authorities '*so far as may be necessary to provide adequate accommodation for Gypsies residing in or resorting to their area*'. It empowered the Secretary of State to make designation orders for areas where he (sic) was satisfied that there was inadequate accommodation, or on grounds of expediency. Following the recommendations of the Cripps Commission in 1980, provision began to grow rapidly only after the allocation of 100% grants from Central Government. By 1994 a third of local authorities had achieved designation, which meant that they were not required to make further provision and were given additional powers to act against unauthorised encampments. The repeal of most of the Caravan Sites Act under the Criminal Justice and Public Order Act in 1994 led to a reduction in provision, with some sites being closed over a period in which the Gypsy and Traveller population was increasing.
- A.4 The **1994 Criminal Justice and Public Order Act (CJ&POA)**:
- Repealed most of the 1968 Caravan Sites Act;
  - Abolished all statutory obligation to provide accommodation;
  - Discontinued government grants for sites; and
  - Under Section 61 made it a criminal offence to camp on land without the owner's consent.
- A.5 Since the CJ&POA the only places where Gypsies and Travellers can legally park their trailers and vehicles are:
- Council Gypsy caravan sites; by 2000 nearly half of Gypsy caravans were accommodated on council sites, despite the fact that new council site provision stopped following the end of the statutory duty;
  - Privately owned land with appropriate planning permission; usually owned by Gypsies or Travellers. Such provision now accommodates approximately a third of Gypsy caravans in England; and
  - Land with established rights of use, other caravan sites or mobile home parks by agreement or licence, and land required for seasonal farm workers (under site licensing exemptions).
- A.6 By the late 1990s the impact of the 1994 Act was generating pressure for change on both local and national government. There was a major review of law and policy, which included:

- A Parliamentary Committee report (House of Commons 2004).
  - The replacement of Circular 1/94 by Circular 1/2006 (which was then cancelled and replaced by the Planning Policy for Traveller Sites 2012 which has now also been replaced by Planning Policy for Traveller Sites 2015).
  - Draft Guidance on Accommodation Assessments (ODPM February, 2006).
  - The Housing Act 2004 which placed a requirement (s.225) on local authorities to assess Gypsy and Traveller accommodation needs.
- A.7 More recent legislation with a direct impact on the lives of Gypsies and Travellers includes the Housing Act 2004 and the Planning and Compulsory Purchase Act 2004.
- A.8 **Section 225: Housing Act 2004** imposes duties on local authorities in relation to the accommodation needs of Gypsies and Travellers:
- Every local housing authority must, as part of the general review of housing needs in their areas under section 8 of the Housing Act 1985, assess the accommodation needs of Gypsies and Travellers residing in or resorting to their district;
  - Where a local housing authority are required under section 87 of the Local Government Act 2003 to prepare a strategy to meet such accommodation needs, they must take the strategy into account in exercising their functions;
  - A local housing authority must have regard to section 226 ('Guidance in relation to section 225') in:
    - carrying out such an assessment, and
    - preparing any strategy that they are required to prepare.
- A.9 **The Planning and Compulsory Purchase Act 2004** set out to introduce a simpler and more flexible planning system at regional and local levels. It also introduced new provisions which change the duration of planning permissions and consents, and allow local planning authorities to introduce local permitted development rights using 'local development orders'. It made the compulsory purchase regime simpler, fairer and quicker, to support major infrastructure and regeneration initiatives.
- A.10 The Act introduced major changes to the way in which the planning system operates. Local planning authorities are required to prepare a Local Development Framework, which was subsequently amended to a Local Plan document with the introduction of the National Planning Policy Framework in March 2012.
- A.11 Part 8 of the Act contains a series of measures to reform the compulsory purchase regime and make it easier for local planning authorities to make a case for compulsory purchase orders where it will be of economic, social or environmental benefit to the area. This section also brings in amended procedures for carrying out compulsory purchase orders, including a widening of the category of person with an interest in the land who can object, and deals with ownership issues and compensation.
- A.12 **Guidance on Gypsy and Traveller Accommodation Needs Assessments, DCLG, October 2007**

This Guidance sets out a detailed framework for designing, planning and carrying out Gypsy and Traveller accommodation needs assessments. It includes the needs of Showpeople. It acknowledges that the housing needs of Gypsies and Travellers are likely to differ from those of the settled community, and that they have hitherto been excluded from accommodation needs assessments.

The guidance stresses the importance of understanding accommodation needs of the whole Gypsy and Traveller population; and that studies obtain robust data. It recognises the difficulty of surveying this population and recommends the use of:

- Qualitative methods such as focus groups and group interviews;
- Specialist surveys of those living on authorised sites that are willing to respond; and
- Existing information, including local authority site records and the twice yearly caravan counts.
- The guidance recognises that there are challenges in carrying out these assessments, and accepts that while the approach should be as robust as possible it is very difficult to exactly quantify unmet need.

A.13 **The Localism Act 2011** introduced a number of reforms, including changes to planning enforcement rules, which strengthen the power of local planning authorities to tackle abuses of the planning system. The changes give local planning authorities the ability to take actions against people who deliberately conceal unauthorised development, and tackle abuses of retrospective planning applications. The Act also introduced the Duty to Co-operate which applies to the provision of Gypsy and Traveller sites; the Duty aims to ensure that neighbouring authorities work together to address issues such as provision of sites for Gypsies and Travellers in a planned and strategic way.

A.14 **Statutory Instrument 2013 No 830 Town and Country planning Act, England (Temporary Stop Notice) (England) (Revocation) Regulations 2013** came into force on 4<sup>th</sup> May 2013. This Instrument revoked the regulations governing Temporary Stop Notices, which were in place to mitigate against the disproportionate impact of Temporary Stop Notices on Gypsies and Travellers in areas where there was a lack of sufficient pitches to meet the needs of the Travelling community.

## Appendix B: Policy and Guidance

### Introduction

B.1 As part of this research, we have carried out a review of literature, which is presented in this Appendix. A considerable range of guidance documents has been prepared by Central Government to assist local authorities discharge their strategic housing and planning functions. In addition there is considerable independent and academic research and guidance on these issues; some of the key documents are summarised here. The documents are reviewed in order of publication date.

B.2 **A Decent Home: Definition and Guidance for Implementation Update, DCLG, June 2006**

Although not primarily about the provision of caravan sites, facilities or pitches, the June 2006 updated CLG guidance for social landlords provides a standard for such provision. The guidance is set out under a number of key headings:

- Community-based and tenant-led ownership and management;
- Delivering Decent Homes Beyond 2010;
- Delivering mixed communities;
- Procurement value for money; and
- Housing Health and Safety.

The guidance defines four criteria against which to measure the standard of a home:

- It meets the current statutory minimum standard for housing;
- It is in a reasonable state of repair;
- It has reasonably modern facilities and services; and
- It provides a reasonable degree of thermal comfort.

B.3 **Guide to Effective Use of Enforcement Powers - Part 1: Unauthorised Encampments, ODPM, 2006**

The Guide is the Government's response to unauthorised encampments which cause local disruption and conflict. Strong powers are available to the police, local authorities and other landowners to deal with unauthorised encampments. It provides detailed step-by-step practical guidance to the use of these powers, and sets out advice on:

- Choosing the most appropriate power;
- Speeding up the process;
- Keeping costs down;
- The eviction process; and
- Preventing further unauthorised camping.



#### B.4 **Common Ground: Equality, good race relations and sites for Gypsies and Irish Travellers, Commission for Racial Equality, May 2006**

This report was written four years after the introduction of the statutory duty on public authorities under the Race Relations (Amendment) Act to promote equality of opportunity and good race relations and to eliminate unlawful racial discrimination. The CRE expressed concerns about relations between Gypsies and Irish Travellers and other members of the public, with widespread public hostility and, in many places, Gypsies and Irish Travellers leading separate, parallel lives. A dual concern about race relations and inequality led the Commission in October 2004 to launch the inquiry on which this report was based.

The Report's recommendations include measures relating to Central Government, local authorities, police forces and the voluntary sector. Among those relating to Central Government are:

- developing a realistic but ambitious timetable to identify land for sites, where necessary establishing them, and making sure it is met;
- developing key performance indicators for public sites which set standards for quality and management that are comparable to those for conventional accommodation;
- requiring local authorities to monitor and provide data on planning applications, outcomes and enforcement, and on housing and homelessness by racial group, using two separate categories for Gypsies and Irish Travellers; and
- requiring police forces to collect information on Gypsies and Irish Travellers as two separate ethnic categories.

Strategic recommendations affecting local authorities include:

- developing a holistic corporate vision for all work on Gypsies and Irish Travellers,
- reviewing all policies on accommodation for Gypsies and Irish Travellers,
- designating a councillor at cabinet (or equivalent) level, and an officer at no less than assistant director level, to coordinate the authority's work on all sites;
- emphasising that the code of conduct for councillors applies to their work in relation to all racial groups, including Gypsies and Irish Travellers;
- giving specific advice to Gypsies and Irish Travellers on the most suitable land for residential use, how to prepare applications, and help them to find the information they need to support their application;
- identifying and reporting on actions by local groups or individuals in response to plans for Gypsy sites that may constitute unlawful pressure on the authority to discriminate against Gypsies and Irish Travellers; and
- monitoring all planning applications and instances of enforcement action at every stage, by type and racial group, including Gypsies and Irish Travellers,



in order to assess the effects of policies and practices on different racial groups.

Among other recommendations, the Report states that police forces should:

- include Gypsies and Irish Travellers in mainstream neighbourhood policing strategies, to promote race equality and good race relations;
- target individual Gypsies and Irish Travellers suspected of anti-social behaviour and crime on public, private and unauthorised sites, and not whole communities;
- treat Gypsies and Irish Travellers as members of the local community, and in ways that strengthen their trust and confidence in the police;
- provide training for all relevant officers on Gypsies' and Irish Travellers' service needs, so that officers are able to do their jobs more effectively;
- review formal and informal procedures for policing unauthorised encampments, to identify and eliminate potentially discriminatory practices, and ensure that the procedures promote race equality and good race relations; and
- review the way policy is put into practice, to make sure organisations and individuals take a consistent approach, resources are used effectively and strategically, all procedures are formalised, and training needs are identified.

Other recommendations relate to Parish and Community Councils, the Local Government Association, the Association of Chief Police Officers and the voluntary sector.

#### **B.5 Guidance on Gypsy and Traveller Accommodation Needs Assessments, DCLG, October 2007**

This Guidance sets out a detailed framework for designing, planning and carrying out Gypsy and Traveller accommodation needs assessments. It includes the needs of Showpeople. It acknowledges that the housing needs of Gypsies and Travellers are likely to differ from those of the settled community, and that they have hitherto been excluded from accommodation needs assessments.

The guidance stresses the importance of understanding accommodation needs of the whole Gypsy and Traveller population; and that studies obtain robust data. It recognises the difficulty of surveying this population and recommends the use of:

- Qualitative methods such as focus groups and group interviews;
- Specialist surveys of those living on authorised sites that are willing to respond; and
- Existing information, including local authority site records and the twice yearly caravan counts.
- The guidance recognises that there are challenges in carrying out these assessments, and accepts that while the approach should be as robust as possible it is very difficult to exactly quantify unmet need.

**B.6 CLG Designing Gypsy and Traveller Sites Good Practice Guide, May 2008**

The Guide attempts to establish and summarise the key elements needed to design a successful site. In particular, the guidance intends to assist:

- Local authorities or Registered Providers looking to develop new sites or refurbish existing sites;
- Architects or developers looking to develop sites or refurbish existing sites; and
- Site residents looking to participate in the design/refurbishment process.

**B.7 The National Planning Policy Framework, March 2012**

The National Planning Policy Framework (NPPF) came into effect in March 2012 and sets out the Government's planning policies for England. It condenses previous guidance and places a strong emphasis on 'sustainable development'. It provides more focussed guidance on plan-making and refers to 'Local Plans' rather than Local Development Frameworks or Development Plan Documents. Despite the difference in terminology it does not affect the provisions of the 2004 Act which remains the legal basis for plan-making.

**B.8 Planning Policy for Traveller Sites, March 2012**

In March 2012 the Government also published Planning Policy for Traveller Sites (PPTS), which together with the NPPF replaced all previous planning policy guidance in respect of Gypsies and Travellers. The policy approach encourages provision of sites for Gypsies and Travellers where there is an identified need, to help maintain an appropriate level of supply. The policy also encourages the use of plan making and decision taking to reduce unauthorised developments and encampments.

This has subsequently been replaced by an updated PPTS which was published by the Government in August 2015.

**B.9 Progress report by the ministerial working group on tackling inequalities experienced by Gypsies and Travellers, April 2012**

In April 2012 the Government published a Progress Report by the ministerial working group on tackling inequalities experienced by Gypsies and Travellers, which summarised progress in terms of meeting 'Government commitments to tackle inequalities and promote fairness for Gypsy and Traveller communities.'<sup>48</sup> The report covers 28 measures from across Government aimed at tackling inequalities, these cover:

- Improving education outcomes;
- Improving health outcomes;
- Providing appropriate accommodation;
- Tackling hate crime;
- Improving interaction with the National Offender Management Service;
- Improving access to employment and financial services; and

---

<sup>48</sup> [www.communities.gov.uk/news/corporate/2124322](http://www.communities.gov.uk/news/corporate/2124322)

- Improving engagement with service providers.

#### B.10 **Dealing with illegal and unauthorised encampments: a summary of available powers, CLG August 2012**

This guidance note summarises the powers available to local authorities and landowners to remove encampments from both public and private land. Powers available to local authorities being:

- Injunctions to protect land from unauthorised encampments;
- Licensing of caravan sites;
- Tent site licences;
- Possession orders;
- Interim possession orders;
- Local byelaws;
- Power of local authorities to direct unauthorised campers to leave land;
- Addressing obstructions to the public highway;
- Planning Contravention Notices;
- Temporary Stop Notices;
- Enforcement Notices and retrospective planning;
- Stop Notices;
- Breach of Condition Notices; and
- Powers of entry onto land.

B.11 **Statutory Instrument 2013 No.830 Town and Country Planning (Temporary Stop Notice) (England) (Revocation) Regulations 2013:** Made on 11<sup>th</sup> April 2013 and laid before Parliament on 12<sup>th</sup> April 2013 this Instrument revoking the regulations applying to Temporary Stop Notices (TSNs) in England came into force on 4<sup>th</sup> May 2013. The regulations were originally introduced to mitigate against the likely disproportionate impact of TSNs on Gypsies and Travellers in areas where there is a lack of sites to meet the needs of the Travelling community. Under the regulations, TSNs were prohibited where a caravan was a person's main residence, unless there was a risk of harm to a serious public interest significant enough to outweigh any benefit to the occupier of the caravan. Under the new arrangements local planning authorities are to determine whether the use of a TSN is a proportionate and necessary response.

B.12 **Ministerial Statement 1<sup>st</sup> July 2013 by Brandon Lewis**<sup>49</sup> highlighted the issue of inappropriate development in the green belt and revised the appeals recovery criteria issued on 30<sup>th</sup> June 2008 to enable an initial six month period of scrutiny of Traveller site appeals in the green belt. This is so that the Secretary of State can assess the extent to which the national policy 'Planning Policy for Traveller Sites' is meeting the Government's stated policy intentions. A number of appeals have subsequently been recovered. The Statement also revoked the practice

---

<sup>49</sup> <https://www.gov.uk/government/speeches/planning-and-travellers>

guidance on ‘Diversity and equality in planning’<sup>50</sup>, deeming it to be outdated; the Government does not intend to replace this guidance.

**B.13 Dealing with illegal and unauthorised encampments: a summary of available powers 9<sup>th</sup> Aug 2013.** This Guidance replaces that published in Aug 2012, and updates it in respect of recent changes to Temporary Stop Notices. The Guidance lists powers available to local authorities, including:

- More powerful temporary stop notices to stop and remove unauthorised caravans;
- Pre-emptive injunctions that protect vulnerable land in advance from unauthorised encampments;
- Possession orders to remove trespassers from land;
- Police powers to order unauthorised campers to leave land;
- Powers of entry onto land so authorised officers can obtain information for enforcement purposes;
- Demand further information on planning works to determine whether any breach of the rules has taken place;
- Enforcement notices to remedy any planning breaches; and
- Ensuring sites have valid caravan or tent site licences.

It sets out that councils should work closely with the police and other agencies to stop camps being set up when council offices are closed.

**B.14 PAS spaces and places for Gypsies and Travellers: how planning can help April 2007**

PAS list the following as key to successful delivery of new provision:

- **Involve Gypsy and Traveller communities:** this needs to happen at an early stage, innovative methods of consultation need to be adopted due to low levels of literacy and high levels of social exclusion within Gypsy and Traveller communities and members of the Gypsy and Traveller community should be trained as interviewers on Accommodation Assessments (Cambridgeshire, Surrey, Dorset and Leicestershire). Other good practice examples include distribution of material via CD, so that information can be ‘listened to’ as opposed to read. The development of a dedicated Gypsy and Traveller Strategy is also seen to be good practice, helping agencies develop a co-ordinated approach and so prioritise the issue. The report also recommends the use of existing Gypsy and Traveller resources such as the planning guide published in Traveller’s Times, which aims to explain the planning process in an accessible way to members of the Gypsy and Traveller community. As well as consulting early, PAS also flags the need to consult often with communities;
- **Work collaboratively** with neighbouring authorities to address the issues and avoid just ‘moving it on’ to a neighbouring local authority area. With the new Duty to Co-operate established within the NPPF, working collaboratively

<sup>50</sup> ODPM Diversity and Equality in Planning: A good practice guide 2005

with neighbouring local authorities has never been more important. Adopting a collaborative approach recognises that local authorities cannot work in isolation to tackle this issue;

- **Be transparent:** trust is highly valued within Gypsy and Traveller communities, and can take a long time to develop. The planning system needs to be transparent, so that members of the Gypsy and Traveller community can understand the decisions that have been taken and the reasoning behind them. PAS states that ‘ideally council work in this area should be led by an officer who is respected both within the Council and also within Gypsy and Traveller communities: trust is vital and can be broken easily.’<sup>51</sup> Local planning authorities also need to revisit their approach to development management criteria for applications for Gypsy and Traveller sites ‘to ensure that criteria make it clear what applications are likely to be accepted by the council. Authorities need to ensure that these are reasonable and realistic. Transparent criteria-based policies help everyone to understand what decisions have been made and why.’<sup>52</sup> Kent and Hertsmere councils are listed as examples of good practice in this regard.
- **Integration:** accommodation needs assessments need to be integrated into the Local Plan evidence base, with site locations and requirements set out within specific Development Plan Documents (DPDs); dedicated Gypsy and Traveller DPDs are advocated as a means of ensuring that the accommodation needs of Gypsies and Travellers are fully considered and addressed within the local planning process; and
- **Educate and work with councillors:** members need to be aware of their responsibilities in terms of equality and diversity and ‘understand that there must be sound planning reasons for rejecting applications for Gypsy and Traveller sites’<sup>53</sup>. It is helpful for members to understand the wider benefits of providing suitable accommodation to meet the requirements of the Gypsy and Traveller community, such as:
  - An increase in site provision;
  - Reduced costs of enforcement; and
  - Greater community engagement and understanding of community need.

### B.15 RTPI Planning for Gypsies and Travellers 2007

The RTPI has developed a series of Good Practice notes for local planning authorities ‘Planning for Gypsies and Travellers’; the notes cover four key areas:

- Communication, consultation and participation;
- Needs assessment;
- Accommodation and site delivery; and
- Enforcement.

<sup>51</sup> PAS spaces and places for gypsies and travellers how planning can help page 8

<sup>52</sup> PAS spaces and places for gypsies and travellers how planning can help page 8 & 14

<sup>53</sup> PAS spaces and places for gypsies and travellers how planning can help page 10

Whilst the notes were developed prior to the NPPF and the introduction of the new Planning Policy for Traveller Sites, they remain relevant, and it is worth considering some of the papers' key recommendations.

In terms of **communication, consultation and participation** the RTPI highlight the following good practice:

- **Define potentially confusing terminology** used by professionals working in the area;
- **Use appropriate methods of consultation:** oral exchanges and face-to-face dealings are essential to effectively engage with Gypsy and Traveller communities, whilst service providers tend to use written exchanges;
- **Consultees and participants need to be involved in the entire plan making process;** this includes in-house participants, external organisations, Gypsy and Traveller communities, and settled communities. The RTPI concludes that:
  - *'Local authorities should encourage Gypsy and Traveller communities to engage with the planning system at an early stage. However, they may request other agencies that have well-established relationships with members of Gypsy and Traveller communities to undertake this role.'* and
  - *'In the past, settled communities have often only become aware of the intention to develop Gypsy and Traveller accommodation when the local authority issues a notice or consultation. ... cultivating the support of the settled community for the development of sites should start as soon as possible. ... There is a sound case for front-loading and sharing information with small groups in the [settled] community, rather than trying to manage large public gatherings at the start of the process. Again, it may be beneficial for the local authority to work in partnership with organisations with established links in the community. The settled community is not a homogeneous whole. There will be separate groups with different perceptions and concerns, which the local authority must take account of.'*<sup>54</sup>
- **Dialogue methods:** the RTPI correctly identify that the experience of many Gypsies and Travellers of liaising with both public sector agencies and the settled community is both frightening and negative. As a result 'there should be no expectation that Gypsies and Travellers will participate in open meetings. Stakeholders should investigate suitable methods of bringing together individuals from the respective communities in an environment that will facilitate a constructive exchange of information and smooth the process of breaking down animosity and hostility.'<sup>55</sup> The use of public meetings is discouraged, and the use of organisations with experience of working within both Gypsy and Traveller, and settled communities encouraged – advice and support groups, assisted by the latter, holding regular local meetings can be an effective means of engaging constructively with both communities. Representatives from these groups can also be included on appropriate forums and advisory groups. The location and timing of meetings needs to be

<sup>54</sup> RTPI Planning for Gypsies and Travellers Good Practice Note 4 Part A page 8

<sup>55</sup> RTPI Planning for Gypsies and Travellers Good Practice Note 4 Part A page 13



carefully considered to maximise participation, with a neutral venue being preferable.

- **The media** has an important role to play in facilitating the delivery of sites locally, with past reporting being extremely damaging. Positive media liaison is important and requires:
  - A single point of contact with the local authority;
  - A liaison officer responsible for compilation and release of briefings, and for building positive relationships with editors, journalists, radio and television presenters;
  - All stakeholders to provide accurate and timely briefings for the liaison officer;
  - Provision of media briefings on future activities;
  - Officers to anticipate when and where the most sensitive and contentious issues will arise and use of a risk assessment to mitigate any negative impact;
  - Use of the media to facilitate engagement with both settled and Gypsy and Traveller communities; and
  - Stakeholders to provide politicians with clear, accurate and comprehensive briefings.
- **On-going communication, participation and consultation** are important. The continued use of the most effective methods of engagement once an initiative is completed ensures the maximum use of resources:
  - *'The delivery of some services, such as the identification of sites in development plan documents, is the end of one process and the start of another. The various committees and advisory groups established to participate in the process of site identification and the accommodation needs assessment will have considerable background information and expertise embedded in their membership. This will prove useful in the management and monitoring of subsequent work. ... Whilst on-going engagement with all service users is important, it is especially important with regard to Gypsies and Travellers, given their long history of marginalisation.'*<sup>56</sup>

Whilst the RTPI's Good Practice Note Planning for Gypsies and Travellers predates the NPPF, the principles that it establishes at Part C remain largely relevant in terms of the role of local plan making. The Note advises that whilst the use of the site specific DPDs to identify sites for Gypsy and Traveller accommodation may seem less divisive, subsequent to identification of sufficient sites to meet identified need, local planning authorities should seek to integrate provision for Gypsies and Travellers within their general housing strategies and policies. Early involvement of stakeholders, the community and special interest groups will help achieve a consensus.

---

<sup>56</sup> RTPI Planning for Gypsies and Travellers Good Practice Note 4 Part A page 18

However, the RTPI point out that, due to the contentious nature of Gypsy and Traveller provision, the use of a criteria based approach to the selection of development sites is unlikely to be *successful 'in instances where considerable public opposition to the development might be anticipated.'* The paper concludes that it is not appropriate to rely solely on criteria as an alternative to site allocations where there is an identified need for the development.<sup>57</sup>

The RTPI advocate adopting a pragmatic approach, whereby local planning authorities work with the Gypsy and Traveller communities within their areas to identify a range of potentially suitable sites:

*'The local authority and Gypsy and Traveller communities are both able to bring forward their suggested sites during this process, and the distribution and location of transit as well as permanent sites can be covered. The practicable options would then go forward for discussion with the local community, interest groups, and other stakeholders before the selection of preferred sites is finalised. The advantages of this approach are its transparency and the certainty it provides both for Gypsies and Travellers and for settled communities.'*<sup>58</sup>

The RTPI also advocates the use of supplementary planning guidance to provide additional detail on policies contained within a Local Plan; in terms of Gypsies and Travellers this could include:

- Needs assessment evidence base;
- Design principles; and
- A design brief for the layout of sites.

#### **B.16 Consultation on Planning and Travellers, CLG September 2014**

In September 2014 Government issued for consultation proposed changes to national planning policy and Planning Policy for Traveller Sites to ensure that the planning system applies fairly and equally to both the settled community and Travellers; to strengthen protection of sensitive areas and the Green Belt; and to deal with the negative effects of unauthorised occupation of land.

Proposed changes include:

- Amending the planning definition of Travellers and Travelling Showpeople to not include those who have permanently ceased to travel permanently. Government is also proposing to amend the 2006 Housing Regulations definition of Gypsies and Travellers to bring it into line with the proposed planning definition.
- The Government is proposing that intentional unauthorised occupation, whether by Travellers or members of the settled community, should be regarded by decision takers as a material consideration that weighs against the grant of permission – i.e. failure to seek permission in advance of occupation would count against an application.

---

<sup>57</sup> RTPI Planning for Gypsies and Travellers Good Practice Note 4 Part C page 11

<sup>58</sup> RTPI Planning for Gypsies and Travellers Good Practice Note 4 Part C page 11



- To provide protection to sensitive areas, Government is proposing to add the word “very” to para. 23 of the Planning Policy for Traveller Sites so that it would read “*local planning authorities should very strictly limit new traveller site development in open countryside*”. To protect the Green Belt, Government is also proposing that “*subject to the best interests of the child, unmet need and personal circumstances are unlikely to outweigh harm to the Green Belt ...*”

The Government is also seeking to provide clarification on how local authorities should assess future traveller accommodation needs and what sources of information local authorities can use to assess traveller accommodation needs.

In terms of how local authorities should assess future traveller accommodation needs, the CLG consultation document says that Local authorities should establish:

- The change in the number of traveller households that have or are likely to have accommodation needs to be addressed over the Local Plan period.
- Broad locations where there is a demand for additional pitches.
- The level, quality and types of accommodation and facilities needed (e.g. sites; housing).
- The demographic profile of the traveller community obtained from working directly with them.
- Caravan count data at the local level.
- Whether there are different needs at different times of the year – travelling is usually concentrated during the summer.

In terms of what sources of information local authorities can use in assessing traveller accommodation needs, the CLG consultation document says that local authorities could use:

- Caravan count data maintained by the Department for Communities and Local Government – e.g. number of caravans and the types of site on which they are located.
- Site management information – e.g. site waiting lists; pitch turnover; length of licenses; transfer applications.
- Information on private authorised sites – number of caravans permitted on each site; type of planning permission; restrictions on occupancy.
- Information from recent applications, whether successful or unsuccessful, or enforcement action.
- Data from other service providers – e.g. health and education.
- Information gathered by traveller groups or representative bodies e.g. the Showmen’s Guild.
- Data from surveys of traveller accommodation needs.

## Appendix C: Fieldwork Questionnaire

### Newcastle-under-Lyme, Stoke-on-Trent, Stafford and Staffordshire Moorlands Councils' Gypsy, Traveller and Travelling Showpeople Survey

#### Introduction

I am an independent researcher doing a study on the accommodation needs of Gypsies, Travellers and Travelling Showpeople. This work is being conducted on behalf of Newcastle-under-Lyme, Stoke-on-Trent, Stafford and Staffordshire Moorlands Councils' and these four local authorities make up the study area for this survey. I don't work directly for the Councils but they have asked me to do this study on their behalf through consultants arc4.

We want to find out:

- What sort of homes – sites, yards and houses – Gypsies, Travellers and Travelling Showpeople need.
- What you think of existing sites, yards and homes
- Whether you think new permanent and temporary sites and yards are needed
- Whether you think easier access to bricks and mortar accommodation is needed
- Whether you travel and if so whether you've had problems while travelling
- What you think about the costs of your homes – houses, yards and sites
- What other services you feel you need to support you

#### A. Interviewed before?

1. Have you been interviewed for this survey before?
  - *If 'Yes' and in same location as previous interview, politely decline interview and find new respondent.*
  - *If 'Yes' on roadside and in different location from previous interview carry on with introduction*
  - *If 'No' carry on with introduction*

Do you have time to talk with me about these things – it will take about 30 minutes?

Your answers are completely confidential – I won't use your name in any report that I write and no one will be able to trace any answer back to you. You don't have to answer everything - if you don't want to answer any particular questions, just tell me to skip them.

[For most answers, check the boxes most applicable or fill in the blanks.]

#### Interview details

B. Attach label with interviewer details and URN

C. Date and time \_\_\_\_\_

D. Location (site name and address)  
\_\_\_\_\_

**Property type**

1. Unauthorised Encampment [ ] 1
2. Unauthorised Development [ ] 2
3. Caravan in Garden [ ] 3
4. Local Authority Site [ ] 4
5. Private Site [ ] 5
6. House (Bricks and Mortar) [ ] 6
7. Private tolerated site [ ] 7

No. of separate **respondent** self-identified households living on pitch (not individuals) [this is to be added to site census sheets after all interviews completed]

1. [ ] 1
2. [ ] 2
3. [ ] 3
4. [ ] 4
5. [ ] 5 or more

**Home base**

1a. Do you usually live here? Is this your primary home base?

1. [ ] Yes
2. [ ] No

1b. Do you have any other home bases?

1. [ ] Yes Go to Q1c

2. [ ] No Go to Q2

1c. Please tell us about your other home base (record details of next most used home base). What type of home is it? (Select only one.)

1. [ ] Trailer or wagon
2. [ ] Chalet/mobile home (or similar)
3. [ ] Caravan
4. [ ] House
5. [ ] Bungalow
6. [ ] Flat
7. [ ] Sheltered/Extra care housing
8. [ ] Other **[please state]:** \_\_\_\_\_

1d. Where is your other home base?

Please state (village/town/city) \_\_\_\_\_

1e. How much time do you spend there (other home base)? (Select only one.)

1. [ ] up to 1 month a year
2. [ ] Over 1 and up to 2 months a year
3. [ ] Over 2 and up to 3 months a year
4. [ ] Over 3 and up to 4 months a year
5. [ ] Over 4 and up to 5 months a year
6. [ ] 5 months or over a year

## 2. Why do you live here (at the location of interview)?

(Select all that apply.)

1.  Close to family and friends
2.  Near to place of work
3.  Nowhere else that is suitable
4.  Choose to travel
5.  Grew up here
6.  Simply chose this place/No particular reason
7.  Other **[please state]**

: \_\_\_\_\_

## 3. How long have you lived here (at the location of interview)?

(Select only one.)

1.  up to 1 year
2.  Over 1 and up to 2 years
3.  Over 2 and up to 3 years
4.  Over 3 and up to 4 years
5.  Over 4 and up to 5 years
6.  5 years or over

## 4. What do you normally live in (at the location of interview)?

(Select only one.)

1.  Trailer or wagon
2.  Chalet/mobile home (or similar)
3.  Caravan
4.  House
5.  Bungalow
6.  Flat
7.  Sheltered/Extra Care housing
8.  House and yard with or without trailers
9.  Other **[please state]**: \_\_\_\_\_

## 5. Are you happy with your main home base/house or would you prefer to live in a different type of home? (Select only one.)

1.  Happy with house/bungalow/flat/sheltered/other Go to Q7
2.  Happy with trailer/wagon/chalet/mobile home/caravan Go to Q7
3.  Prefer trailer Go to Q6
4.  Prefer caravan Go to Q6
5.  Prefer wagon Go to Q6
6.  Prefer chalet Go to Q6
7.  Prefer house/bungalow/flat/sheltered/other Go to Q6
8.  Prefer trailer/wagon/mobile home/chalet/caravan or similar with support for older people Go to Q6
9.  Other **[please state]**: Go to Q6

## 6. If you would prefer to live in a different type of home please tell us about your reasons for this? (Select all that apply.)

1.  Health/Old age/Illness (Got to Q7)
2.  Lifestyle/Belief (Got to Q7)
3.  Prefer bricks and mortar (Got to Q6b)
4.  Prefer Caravan/trailer/wagon/pitch (Got to Q6b)
5.  I don't like where I currently live (Got to Q6b)
6.  Want to travel (Got to Q7)
7.  Want to settle down (Got to Q7)
8.  Other **[please state]**: \_\_\_\_\_

6b. If you would prefer a different type of home such as moving from a caravan to bricks and mortar/moving from bricks and mortar to a caravan or if you do not like where you currently live please tell us more about this:

---



---

7. Do you rent or own the home where you normally live? (Select only one.)

1.  Rent from Council
2.  Rent privately
3.  Rent from Housing Association/Registered Provider/Registered Social Landlord
4.  Own home
5.  Not applicable
6.  Other **[please state]**: \_\_\_\_\_

8. Do you own or rent the land you live on? (Select only one.)

1.  Own land where trailer/wagon/caravan etc is normally located (with planning permission)
2.  Own land where trailer/wagon/caravan etc is normally located (no planning permission)
3.  Own land where trailer/wagon/caravan etc is normally located seeking planning permission
4.  Rent pitch from Council
5.  Rent pitch from Housing Association/Registered Provider/Registered Social Landlord
6.  Rent pitch privately (with planning permission)
7.  Rent pitch privately (no planning permission)
8.  Neither own or rent the land (unauthorised)
9.  Tolerated site

10.  Not applicable

11.  Other **[please state]** \_\_\_\_\_

**[ONLY FOR PEOPLE LIVING ON SITES/YARDS]**

9. In your opinion, is there capacity for further development in the site/yard on which you live to incorporate new pitches/plots?

1.  Yes
2.  No

10. If yes, how many new pitches/plots?

[    ]

11. Do you have development option(s) for land adjacent to the site in relation to traveller accommodation? (select one only)

1.  Yes, including ownership or lease for the land. If 'Yes' please go to Q12
2.  Yes, with no ownership or lease for the land. If 'Yes' please go to Q12
3.  No. If 'No' please go to Q13a

12. If you do have options for land around the site where are these and how many additional pitches could potentially be accommodated?

---



---

13a. Have you or do you intend to make a planning application for new pitches? (tick all that apply)

1.  Yes – I have in the past
2.  Yes – I intend to in the future
3.  No

13b. Do you have an option(s) for a new site for traveller accommodation? (i.e. on land that would not be an extension to your existing site)

- 4.  Yes Go to Q13c
- 5.  No Go to Q14

13c. If you do have option(s) for a new site where are these and how many additional pitches could potentially be accommodated?

\_\_\_\_\_

\_\_\_\_\_

\_\_\_\_\_

14. Do you have any other comments about the capacity of the site/yards you are currently living on?

\_\_\_\_\_

\_\_\_\_\_

**ALL RESPONDENTS**

15. Do you think your home/trailer/pitch/caravan is overcrowded? (Select only one.)

- 1.  Yes
- 2.  No

16. If yes, please tell us in what way the home is overcrowded (i.e. number of caravans/households/persons living on pitch)

\_\_\_\_\_

\_\_\_\_\_

17. What repairs or improvements, if any, are needed to your home? (Select all that apply.)

- 1.  none
- 2.  more space on pitch
- 3.  slab/drive
- 4.  roof
- 5.  doors/windows
- 6.  kitchen facilities
- 7.  bathroom facilities
- 8.  Other **[please state]:**

\_\_\_\_\_

18. How would you describe the state of repair of your home? (Select only one.)

- 1.  Very Good
- 2.  Good
- 3.  Neither Good nor Poor
- 4.  Poor
- 5.  Very Poor

19. Do you feel you have enough space for your trailers, wagons, horse boxes, vehicles and loads etc?

- Yes 1.  No 2.

20. How many bedrooms/sleeping trailers, caravans or wagons do you have?

Number: \_\_\_\_\_

21. How much does your home cost per week (excluding water, heating and lighting; including rent, mortgage, and ground rent)?

Please state amount £ \_\_\_\_\_

22. How much of your housing costs, if any, are covered by housing benefit (if applicable)? (Select only one.)

1.  None
2.  Part
3.  All

### Housing History

23. Where did you live before you came here (or moved to your existing home)?

1.  Please state town/district/local authority  
\_\_\_\_\_
2.  Travelling all the time (no permanent home) - **go to Q28**
3.  Homeless - **go to Q28**

24. How long did you live there?

(Select only one.)

1.  up to 1 year
2.  1 to 2 years
3.  2 to 3 years
4.  3 to 4 years
5.  4 to 5 years
6.  over 5 years

25. What kind of home did you have there?

(Select only one.)

1.  Trailer or wagon
2.  Chalet/mobile home (or similar)
3.  Caravan
4.  House
5.  Bungalow
6.  Flat

7.  Sheltered

8.  Other

**[please state]\_\_\_\_\_:**

26a. Why did you leave that place?

---

26b. Was the previous accommodation.....?

(Select only one.)

1. Unauthorised Encampment  1
2. Unauthorised Development  2
3. Caravan in Garden  3
4. Local Authority Site  4
5. Private Site  5
6. House (Bricks and Mortar)  6
7. Private tolerated site  7
8. Transit/Stopping Place  8

27. Just to confirm was this previous home located in.....?

1.  Newcastle-under-Lyme Council area
2.  Stoke-on-Trent Council area
3.  Staffordshire Moorlands Council area
4.  Stafford Council area
5.  Other Council area/None of the above (please specify):  
Council Name:\_\_\_\_\_

27. How many times have you moved pitch/home (not including travelling) in the last 2 years

Number: \_\_\_\_\_

- Or  b. Travelled for the whole time
- Or  c. None/Have not moved

**Travelling**

28a. In the last year, have you travelled?

(Select only one.)

- 1.  Yes
- 2.  No

28b. In the last five years, have you travelled?

(Select only one.)

- 1.  Yes
- 2.  No - **go to Q32**

29. How many days or weeks do you normally travel every year?

(Select only one.)

- 1.  No more than thirteen days
- 2.  2 up to 4 weeks (or one month)
- 3.  5 up to 8 weeks (or 2 months)
- 4.  9 up to 12 weeks (or 3 months)
- 5.  13 up to 26 weeks (or 6 months)
- 6.  Over 6 months but less than 10 months
- 7.  Over 10 months but less than 12 months
- 8.  All year

30. Where would you normally go when you are travelling, when and why? And what is the main route you would take to get there (please specify main roads taken /towns passed through)

Location	Month	Reason	Route
a.			
b.			
c.			
d.			

31. What problems, if any, do you have while travelling?

(Select all that apply.)

- 1.  No places to stop over
- 2.  Closing of traditional stopping places
- 3.  Abuse, harassment or discrimination
- 4.  Lack of toilet facilities
- 5.  No water facilities
- 6.  Problems with rubbish collection
- 7.  Police behaviour
- 8.  Enforcement officer behaviour
- 9.  Behaviour of other Travellers
- 10.  Other **[please state]:**



32. Transit sites are intended for short-term use while in transit. Sites are usually permanent and authorised, but there is a limit on the length of time residents can stay. 1.  Yes  
 2.  No  
 Is there a need for transit sites in the study area? Note: The study area covers Newcastle-under-Lyme, Stafford, Staffordshire Moorlands and Stoke-on-Trent.

33. If yes, where should the transit site(s) be located? (Select all that apply.)

Where are transit sites needed?	How big does the site need to be? (no pitches)	Who needs this transit site?	When is this transit site needed? (all the time/certain times of year – please specify)	
Newcastle-under-Lyme area [please specify]				<b>1</b>
Stoke-on-Trent Council area [please specify]				<b>2</b>
Stafford Council area [please specify]				<b>3</b>
Staffordshire Moorlands Council area [please specify]				<b>4</b>
Other local authority area bordering one or more of the four Council areas [please specify]				<b>5</b>

34. Who should manage transit sites? (Select all that apply.)

- 1.  Councils
  - 2.  Registered Social Landlords/Housing Associations
  - 3.  Private (Gypsy/Traveller/Showman)
  - 4.  Private (non-Gypsy or Traveller/Showman)
  - 5.  Other **[please state]:**
- 

35. Why do you travel?

(Select all that apply.)

- 1.  Cultural heritage
  - 2.  Personal preference
  - 3.  Work related
  - 4.  Visit family/friends
  - 5.  Only way of life I know
  - 6.  Fairs, circuses and shows
  - 7.  Limited opportunity to settle/no pitch on which to live/lack of site provision
  - 8.  Other **[please state]**
- 

**Advice, support, health and other services**

36. Does your home need adapting in any way, for instance to help with mobility around the home?

- 1.  Yes Go to Q37
- 2.  No Go to Q38

37. In your opinion, what assistance/adaptations are required to help? e.g. Handrails, re-positioned sockets etc

Adaptation 1	
Adaptation 2	
Adaptation 3	

38. What type of services (other than those you currently receive) would help you with your health care needs?

---



---



---

39. Is there anything else that you would like to tell us about your health or health services?

---



---

**The future**

40. **In the next five years, is your household:**

- 1.  Planning to stay where you are based now – **go to Q43**
- 2.  Plan to move elsewhere - **go to Q41**

41. If you are planning to move elsewhere, are you planning to move to (select one):
1.  Another pitch/plot on the same site/yard in a trailer/wagon/caravan **go to Q42**
  2.  Another pitch/plot on the same site/yard in a chalet **go to Q42**
  3.  Onto another site/yard (if so, where)  
 \_\_\_\_\_  
 \_\_\_\_\_  
 \_\_\_\_\_ **go to Q42**
  4.  Into bricks and mortar accommodation **go to Q42**
  5.  From bricks and mortar accommodation onto a site/yard (if so, where?) **go to Q42**  
 \_\_\_\_\_  
 \_\_\_\_\_  
 \_\_\_\_\_
  6.  Other [please specify]: \_\_\_\_\_ **go to Q42**

42. If you are planning to move to different accommodation

42a. Where would it be

\_\_\_\_\_  
 Site/Town/Council Area is helpful to know

42b. What type of accommodation?

1.  Caravan/Trailer/Wagon
2.  Chalet
3.  House
4.  Bungalow
5.  Flat
6.  Sheltered/extra care housing

42c. Would you be renting or buying?

1.  Rent from a Council/social rent
2.  Rent privately
3.  Rent from Housing Association/RP/RSL
4.  Rent free
5.  Buy
6.  Other
7. **[please state]:** \_\_\_\_\_

42d. What are your reasons for wanting to move?

\_\_\_\_\_  
 \_\_\_\_\_  
 \_\_\_\_\_  
 \_\_\_\_\_

43. How do you think sites should be managed?

(Select only one.)

1.  Councils
2.  Private (Gypsy/Traveller/Showman)
3.  Private (non-Gypsy/Traveller/Showman)
4.  Registered Social Landlords/Housing Associations
5.  Other **[please state]:** \_\_\_\_\_

44. Is there a need for new permanent site(s) in the study area?

Note: The study area covers Newcastle-under-Lyme, Stafford, Staffordshire Moorlands and Stoke-on-Trent.

1.  Yes
2.  No Go to Q46

45. If yes, in which of the following locations? (Tick all that apply)

Where are transit sites needed?	How big does the site need to be? (no pitches)	Who needs this type of site?	When is this type site needed? (all the time/certain times of year – please specify)	
Newcastle-under-Lyme area [please specify]				<b>1</b>
Stoke-on-Trent Council area [please specify]				<b>2</b>
Stafford Council area [please specify]				<b>3</b>
Staffordshire Moorlands Council area [please specify]				<b>4</b>
Other local authority area bordering one or more of the four Council areas [please specify]				<b>5</b>

46. Is there anything else that you want to tell us about the future need for homes and sites for Gypsies, Travellers and Travelling Showpeople?

\_\_\_\_\_

\_\_\_\_\_

\_\_\_\_\_

Q49 (Select only one.)	✓
1. Respondent is part of emerging household	
2. Respondent is not part of emerging household	

47. Do you have children or grandchildren who want to live in a similar way to you (e.g. Travelling lifestyle)?  
(Select only one.)

Yes

No

**Emerging Families**

48. How many members of your family who are living with you now, if any, are likely or need to move on and set up by themselves in the next five years? **[IF POSSIBLE, ASK THOSE WHO ARE LIKELY TO MOVE ON THE 'EMERGING FAMILIES' QUESTIONS DIRECTLY - PLEASE TICK THE APPROPRIATE BOX]**

(Select only one.)

1.  1

2.  2

3.  3

4.  4

50. What type of household (HH) are you (or they) likely to form? (Select only one for each household.)

		HH1 (a)		HH2 (b)		HH3 (c)		HH4 (d)
Single person (under 60 years)	1	[ ]	1	[ ]	1	[ ]	1	[ ]
Single person (60 years and over)	2	[ ]	2	[ ]	2	[ ]	2	[ ]
Lone parent	3	[ ]	3	[ ]	3	[ ]	3	[ ]
Young couple (under 30) with no children	4	[ ]	4	[ ]	4	[ ]	4	[ ]
Young couple (under 30) with child(ren)	5	[ ]	5	[ ]	5	[ ]	5	[ ]
Couple (aged 30-under 60) with no children	6	[ ]	6	[ ]	6	[ ]	6	[ ]
Couple (aged 30-under 60) with children.	7	[ ]	7	[ ]	7	[ ]	7	[ ]
Older Couple (at least one over 60 years)	8	[ ]	8	[ ]	8	[ ]	8	[ ]
Other <b>[please state]:</b>	9	[ ]	9	[ ]	9	[ ]	9	[ ]

51. What would you (or they) want as a permanent base?

		HH1 (a)		HH2 (b)		HH3 (c)		HH4 (d)
Continue to live on current site/yard	1	[ ]	1	[ ]	1	[ ]	1	[ ]
Move to another site/yard	2	[ ]	2	[ ]	2	[ ]	2	[ ]
Move to bricks and mortar accommodation	3	[ ]	3	[ ]	3	[ ]	3	[ ]
Other (please specify)	4	[ ]	4	[ ]	4	[ ]	4	[ ]

52. If planning to move to another location, where would you (they) prefer to live? Please state town/local authority. This can be an area inside or outside the study area which covers Newcastle-under-Lyme, Stafford, Staffordshire Moorlands and Stoke-on-Trent.

HH1 \_\_\_\_\_  
 HH2 \_\_\_\_\_  
 HH3 \_\_\_\_\_  
 HH4 \_\_\_\_\_

53. If planning to move to another location, what is the main reason for this?

HH1 \_\_\_\_\_  
 HH2 \_\_\_\_\_  
 HH3 \_\_\_\_\_  
 HH4 \_\_\_\_\_

54. What type of home do you (or do you think they would) want as a permanent base?

(Select only one for each household.)

	HH1 (a)	HH2 (b)	HH3 (c)	HH4 (d)
Trailer or wagon go to Q55	1 [ ]	1 [ ]	1 [ ]	1 [ ]
Chalet/mobile home/caravan or similar go to Q55	2 [ ]	2 [ ]	2 [ ]	2 [ ]
House - go to Q55	3 [ ]	3 [ ]	3 [ ]	3 [ ]
Bungalow - go to Q55	4 [ ]	4 [ ]	4 [ ]	4 [ ]
Flat - go to Q55	5 [ ]	5 [ ]	5 [ ]	5 [ ]
Sheltered housing go to Q55	6 [ ]	6 [ ]	6 [ ]	6 [ ]
Extra Care Housing – go to Q55	7 [ ]	7 [ ]	7 [ ]	7 [ ]
No permanent base required – go to Q55	8 [ ]	8 [ ]	8 [ ]	8 [ ]
Other (please specify) – go to Q55	9 [ ]	9 [ ]	9 [ ]	9 [ ]

Interviewer note:

**Sheltered housing** is usually a group of bungalows or flats and you have your own front door. Schemes usually have a manager/warden to arrange services and are linked to a careline/alarm service

**Extra Care housing** is designed with the needs of frailer older people in mind. It includes flats, bungalows and retirements villages. You have your own front door. Domestic support and personal care are available.)

55. Which of the following options would you (or do you think they would) require? (Select only one.)

	HH1 (a)	HH2 (b)	HH3 (c)	HH4 (d)
Rent pitch/plot from a Council	1 [ ]	1 [ ]	1 [ ]	1 [ ]
Rent pitch/plot from Registered Provider/Housing Association	2 [ ]	2 [ ]	2 [ ]	2 [ ]
Rent pitch/plot privately	3 [ ]	3 [ ]	3 [ ]	3 [ ]
Own land where trailer/ caravan is normally located	4 [ ]	4 [ ]	4 [ ]	4 [ ]
To travel/Use multiple/various sites	5 [ ]	5 [ ]	5 [ ]	5 [ ]
Other <b>[please state]:</b>	6 [ ]	6 [ ]	6 [ ]	6 [ ]

56. If in a house, which of the following options would you (or do you think they would) require?  
(Select only one.)

	HH1 (a)	HH2 (b)	HH3 (c)	HH4 (d)
Rent house/flat from Council/social renting	1 [ ]	1 [ ]	1 [ ]	1 [ ]
Rent house/flat privately	2 [ ]	2 [ ]	2 [ ]	2 [ ]
Rent house/flat from Registered Provider/Housing Association	3 [ ]	3 [ ]	3 [ ]	3 [ ]
Own house	4 [ ]	4 [ ]	4 [ ]	4 [ ]
Other <b>[please state]:</b>	5 [ ]	5 [ ]	5 [ ]	5 [ ]



57. Do you (or do you think they will) want to travel for some time of the year? (Select only one.)

		HH1 (a)		HH2 (b)		HH3 (c)		HH4 (d)
Yes	1	<input type="checkbox"/>	1	<input type="checkbox"/>	1	<input type="checkbox"/>	1	<input type="checkbox"/>
No	2	<input type="checkbox"/>	2	<input type="checkbox"/>	2	<input type="checkbox"/>	2	<input type="checkbox"/>

**Your Household (Respondent)**

58. Family type (Select only one.)

- 1.  Single person (under 65 years)
- 2.  Single person (65 years and over)
- 3.  Lone parent
- 4.  Young Couple (aged under 30) – no children
- 5.  Young Couple (aged under 30 years) - with children
- 6.  Couple (aged 30 to under 65) - no children
- 7.  Couple (aged 30 to under 65) - with children
- 8.  Older Couple (at least one of 65 years or over)
- 9.  Other [please state]:\_\_\_\_\_

6.  Other (please specify):\_\_\_\_\_

60. Of these households, how many want to live on their own pitch/plot on a site/yard?

- 1.  0
- 2.  1
- 3.  2
- 4.  3
- 5.  4
- 6.  Other (please specify):\_\_\_\_\_

**Number of Households sharing a pitch**

59. How many other households are **currently** living on your pitch/plot with you? (i.e. grandparents, parents, children and their respective spouses)

Number of households:

- 1.  0
- 2.  1
- 3.  2
- 4.  3
- 5.  4

61. Over the next 15 years do you have dependents who would want to live on a pitch on a site and who will need additional pitches?

Number of dependent households needing pitches or a pitch in the next 15 years:

1.  Not applicable/No pitch on a site requirement
2.  Dependents would prefer another type of home
3.  1
4.  2
5.  3
6.  4
7.  Other (please specify): \_\_\_\_\_

62. If you do have dependents who will need additional pitches could you tell us their age?

	Dependent (a)	Dependent (b)	Dependent (c)	Dependent (d)	Dependent (e)	Dependent (f)	Dependent (g)
Age							

**IF RESPONDENT HAS A SPOUSE OR PARTNER THEN RECORD INFORMATION ABOUT THIS PERSON IN THE SECOND COLUMN.**

63. For each person in your household, starting with yourself and then your spouse (partner, husband or wife) please could you tell us their sex and age? (Select only one for each person.)

		R (a)	P2 (b)	P3 (c)	P4 (d)	P5 (e)	P6 (f)	P7 (g)
Male	1	<input type="checkbox"/>	1 <input type="checkbox"/>	1 <input type="checkbox"/>	1 <input type="checkbox"/>	1 <input type="checkbox"/>	1 <input type="checkbox"/>	1 <input type="checkbox"/>
Female	2	<input type="checkbox"/>	2 <input type="checkbox"/>	2 <input type="checkbox"/>	2 <input type="checkbox"/>	2 <input type="checkbox"/>	2 <input type="checkbox"/>	2 <input type="checkbox"/>

64. Age

	R (a)	P2 (b)	P3 (c)	P4 (d)	P5 (e)	P6 (f)	P7 (g)
Age							

**IF NO SCHOOL AGE CHILDREN GO TO Q74**

65. What type of education are your children receiving? (Select all that apply.)

- 1.  Nursery education
- 2.  State school
- 3.  Private school
- 4.  Home schooled
- 5.  College or university
- 6.  Other **[please state]:** \_\_\_\_\_

66. Employment status (Select only one for each person.)

	R (a)	P2 (b)	P3 (c)	P4 (d)	P5 (e)	P6 (f)	P7 (g)
Full-time employee	1 <input type="checkbox"/>	1 <input type="checkbox"/>	1 <input type="checkbox"/>	1 <input type="checkbox"/>	1 <input type="checkbox"/>	1 <input type="checkbox"/>	1 <input type="checkbox"/>
Part-time employee	2 <input type="checkbox"/>	2 <input type="checkbox"/>	2 <input type="checkbox"/>	2 <input type="checkbox"/>	2 <input type="checkbox"/>	2 <input type="checkbox"/>	2 <input type="checkbox"/>
Self-employed	3 <input type="checkbox"/>	3 <input type="checkbox"/>	3 <input type="checkbox"/>	3 <input type="checkbox"/>	3 <input type="checkbox"/>	3 <input type="checkbox"/>	3 <input type="checkbox"/>
Retired	4 <input type="checkbox"/>	4 <input type="checkbox"/>	4 <input type="checkbox"/>	4 <input type="checkbox"/>	4 <input type="checkbox"/>	4 <input type="checkbox"/>	4 <input type="checkbox"/>
No paid work	5 <input type="checkbox"/>	5 <input type="checkbox"/>	5 <input type="checkbox"/>	5 <input type="checkbox"/>	5 <input type="checkbox"/>	5 <input type="checkbox"/>	5 <input type="checkbox"/>
Disability benefit	6 <input type="checkbox"/>	6 <input type="checkbox"/>	6 <input type="checkbox"/>	6 <input type="checkbox"/>	6 <input type="checkbox"/>	6 <input type="checkbox"/>	6 <input type="checkbox"/>
In education	7 <input type="checkbox"/>	7 <input type="checkbox"/>	7 <input type="checkbox"/>	7 <input type="checkbox"/>	7 <input type="checkbox"/>	7 <input type="checkbox"/>	7 <input type="checkbox"/>
Other <b>[please state]:</b>	8 <input type="checkbox"/>	8 <input type="checkbox"/>	8 <input type="checkbox"/>	8 <input type="checkbox"/>	8 <input type="checkbox"/>	8 <input type="checkbox"/>	8 <input type="checkbox"/>

67. How would you describe yourself (ethnic or cultural identity)?( Select all that apply)

	R (a)		P2 (b)		P3 (c)		P4 (d)		P5 (e)		P6 (f)		P7 (g)	
Romany Gypsy	1	<input type="checkbox"/>	1	<input type="checkbox"/>	1	<input type="checkbox"/>	1	<input type="checkbox"/>	1	<input type="checkbox"/>	1	<input type="checkbox"/>	1	<input type="checkbox"/>
English Gypsy	2	<input type="checkbox"/>	2	<input type="checkbox"/>	2	<input type="checkbox"/>	2	<input type="checkbox"/>	2	<input type="checkbox"/>	2	<input type="checkbox"/>	2	<input type="checkbox"/>
English Traveller	3	<input type="checkbox"/>	3	<input type="checkbox"/>	3	<input type="checkbox"/>	3	<input type="checkbox"/>	3	<input type="checkbox"/>	3	<input type="checkbox"/>	3	<input type="checkbox"/>
Irish Traveller	4	<input type="checkbox"/>	4	<input type="checkbox"/>	4	<input type="checkbox"/>	4	<input type="checkbox"/>	4	<input type="checkbox"/>	4	<input type="checkbox"/>	4	<input type="checkbox"/>
Welsh Gypsy	5	<input type="checkbox"/>	5	<input type="checkbox"/>	5	<input type="checkbox"/>	5	<input type="checkbox"/>	5	<input type="checkbox"/>	5	<input type="checkbox"/>	5	<input type="checkbox"/>
Welsh Traveller	6	<input type="checkbox"/>	6	<input type="checkbox"/>	6	<input type="checkbox"/>	6	<input type="checkbox"/>	6	<input type="checkbox"/>	6	<input type="checkbox"/>	6	<input type="checkbox"/>
Scottish Gypsy	7	<input type="checkbox"/>	7	<input type="checkbox"/>	7	<input type="checkbox"/>	7	<input type="checkbox"/>	7	<input type="checkbox"/>	7	<input type="checkbox"/>	7	<input type="checkbox"/>
Scottish Traveller	8	<input type="checkbox"/>	8	<input type="checkbox"/>	8	<input type="checkbox"/>	8	<input type="checkbox"/>	8	<input type="checkbox"/>	8	<input type="checkbox"/>	8	<input type="checkbox"/>
New Traveller	9	<input type="checkbox"/>	9	<input type="checkbox"/>	9	<input type="checkbox"/>	9	<input type="checkbox"/>	9	<input type="checkbox"/>	9	<input type="checkbox"/>	9	<input type="checkbox"/>
Showman	10	<input type="checkbox"/>	10	<input type="checkbox"/>	10	<input type="checkbox"/>	10	<input type="checkbox"/>	10	<input type="checkbox"/>	10	<input type="checkbox"/>	10	<input type="checkbox"/>
Circus Traveller	11	<input type="checkbox"/>	11	<input type="checkbox"/>	11	<input type="checkbox"/>	11	<input type="checkbox"/>	11	<input type="checkbox"/>	11	<input type="checkbox"/>	11	<input type="checkbox"/>
DK/No answer	12	<input type="checkbox"/>	12	<input type="checkbox"/>	12	<input type="checkbox"/>	12	<input type="checkbox"/>	12	<input type="checkbox"/>	12	<input type="checkbox"/>	12	<input type="checkbox"/>
None of the above	13	<input type="checkbox"/>	13	<input type="checkbox"/>	13	<input type="checkbox"/>	13	<input type="checkbox"/>	13	<input type="checkbox"/>	13	<input type="checkbox"/>	13	<input type="checkbox"/>
Other <i>[please state]:</i>	14	<input type="checkbox"/>	14	<input type="checkbox"/>	14	<input type="checkbox"/>	14	<input type="checkbox"/>	14	<input type="checkbox"/>	14	<input type="checkbox"/>	14	<input type="checkbox"/>

68. **IMPORTANT:** Do you know of a traveller household in bricks and mortar accommodation? Could you provide some contact details as we may approach them for an interview to better understand their needs?

69. Is there anything else you would like to tell us?

---

---

70. Would you be happy to be contacted again? Yes [ ] No [ ].

If yes, record contact details on SEPARATE SHEET and **please now take a note of the respondent’s FULL TELEPHONE number for quality assurance purposes**. We may use the number provided to check the response to a small number of questions as part of our internal quality processes. FULL TELEPHONE NUMBER: \_\_\_\_\_

71. If you would like us/the Council to contact you with the results of this research please provide either an email or postal address for us to advise you of the results. Yes [ ] No [ ]. If yes, record contact details **on SEPARATE SHEET TO THE ONE ABOVE**

72. Are there any housing needs issues raised in this questionnaire that you would like your Council to contact you about? If so do we have your permission to pass on your contact details to your Council for this purpose only? Yes [ ] No [ ]. If yes, record contact details on **SEPARATE SHEET TO THE ONE ABOVE**

## Appendix D: Stakeholder Consultation

- D.1 *Which Local Authority areas do you work in? Please tick all that apply. If you work in an area outside the study area (such as a neighbouring local authority who is responding as part of the duty to co-operate guidance) then please detail where you are from by using the options below or by using the 'other' box.*

Area	Response Percent
Newcastle-under-Lyme	50.00%
Stoke-on-Trent	12.50%
Stafford	12.50%
Staffordshire Moorlands	20.83%
Shropshire	12.50%
Telford and Wrekin	8.33%
Coventry	0.00%
Dudley	8.33%
Sandwell	0.00%
Lincolnshire	0.00%
Birmingham	0.00%
Herefordshire	0.00%
Worcestershire	4.17%
Wolverhampton	4.17%
Warwickshire	0.00%
Walsall	0.00%
Solihull	0.00%
Derbyshire	4.17%
Leicestershire	4.17%
Northamptonshire	0.00%
Nottinghamshire	0.00%
Rutland	0.00%
None of the above (please provide a response in the 'other' option below)	0.00%
All of the above	8.33%
Other	16.67%

Other: please tell us which local authority area/Council you operate in:

- East and West Midlands;
- Rugby; and

- South Staffordshire District.
- England and Wales (Consultant)

## General Questions

D.2 Q1. *Do you think that there is sufficient understanding of the education, employment, health and support needs of Gypsies, Travellers and Travelling Showpeople within the study area? If not, what could be done to improve the current position?*

- My main area is the Halmer End Ward of Newcastle, which I represent. All comments relate to that ward unless otherwise stated. Not an issue in this ward;
- No;
- Unaware of specific needs of the community in the study area;
- Yes - nothing exceptional that is not already addressed in national reports;
- Not in position to say;
- No. Not really sure what can be done about it. I don't think that there is a desire to understand the needs of Travellers;
- No. Better networking and information sharing is needed;
- Unable to comment on study area;
- I believe that there is a lot of stigma attached to the presence of Gypsies and Travellers and in particular, the difference between Gypsies and Travellers who have settled in area. I am unsure what can be done to address the understanding deficit in the current climate;
- No - more engagement with representative groups - you haven't offered sufficient time to enable us to give adequate answers to these questions;
- No - Cultural Awareness Training for professionals working with Traveller families, something our service can offer. Also the establishment of forums for professionals and community members so that information and good practice can be shared;
- I think there is good understanding among local authority officers and other professionals who are involved in this issue but limited understanding in the wider settled community;
- In many cases Travellers spend only a short period within an area and do not access these services. Within Newcastle these services are signposted. It would be helpful to review (with the agencies) that the information being provided remains valid; and
- I believe that this local authority has significant understanding of the needs that Gypsies, Travellers and Travelling Showpeople require. When we have any illegal encampments within the area we ensure that a welfare assessment is conducted to try and meet any needs that the particular group have.

D.3 Q2. *Are the health, education, accommodation and support needs of Gypsies, Travellers and Travelling Showpeople adequately monitored? If not, what more could be done?*

- No, particularly the accommodation needs;
- Unaware of the processes that are utilised by the authorities within the study area to monitor the needs of the Gypsies, Travellers and Travelling Showpeople;
- Not in position to say;
- Do not know;
- Unable to comment in study area;
- No - not for accommodation. Inadequate monitoring by Councils of needs in their area;
- No. The very nature of Travellers makes it difficult to effectively monitor. The Travelling community need to be empowered to, and take responsibility for, these issues;
- In the cases of the settled communities, I believe that the statutory agencies have engaged in an appropriate way to ensure adequate monitoring of education, accommodation and pastoral support. I know that a lot of work is done to ensure the needs of children within those communities are met;
- No - more engagement with representative groups - you haven't offered sufficient time to enable us to give adequate answers to these questions;
- Needs of Travellers on socially rented sites (with planning permission) are well catered for. The needs expressed by those on unauthorised encampments are not collated;
- The educational provision for Traveller families is monitored by our service but it is difficult to identify pre-school age children as health do not collect ethnic monitoring data that can be accessed by other professionals such as education and this makes it difficult to manage school places and ensure that children are getting into school at the right age. If health visitors / midwives etc. were informing education about pre-schoolers on Traveller sites, the monitoring and support for Travellers education could be improved;
- Do not know.

D.4 Q3. *In your opinion, is additional support required to assist Gypsy, Traveller and Travelling Showpeople families living within the study area? If yes, please expand.*

- Not in a position to say;
- Unaware of specific needs of the community in the study area;
- I am not aware of any support, so yes more support is needed;
- yes shortage of suitable accommodation is critical factor;
- I think that there is unlikely to be any improvement as councils are forced to take cuts;



- Unable to comment on study area;
- Don't know;
- Possibly;
- Yes - you haven't offered sufficient time to enable us to give adequate answers to these questions;
- No additional support is required;
- Yes. Families still struggle to engage with professionals and often do not know how to access support. In education terms, many of the forms and processes for entry to school, school places, free school places, transport etc... are expected to be completed on line. Many of the families have no access to the internet and low levels of literacy and numeracy, therefore require support to do these things. The same applies to housing;
- I think support is in place for those living on permanent Traveller sites, but probably not for the transient population; and
- Support is required to educate the Travelling community in understanding the impact that illegal encampments have on the community and they need to be made aware of legitimate sites where they are able to stay. Although I appreciate that there are not many of these sites within the study area.

D.5 Q4. *Do you think that there is adequate awareness of the cultural, support and accommodation needs of Gypsies, Travellers and Travelling Showpeople in the study area? If not, what more could be done to raise awareness.*

- I would assume that there is inadequate awareness of the above needs;
- No;
- Unaware of specific needs of the community and the awareness within the study area;
- No;
- Don't know;
- Unable to comment on study area;
- No there isn't enough awareness. Better education for all elements of society, less press propaganda and more linked up working from professionals;
- Not in a position to say;
- Public information and awareness raising may help, but there appears to be little sympathy amongst the settled community for travelling people who occupy sites without authorisation;
- No - this is a national problem and needs National Government action, starting with the Secretary of State - you haven't offered sufficient time to enable us to give adequate answers to these questions;
- Within the professional agencies that work with the Travellers, Gypsies and Travelling Showpeople I believe that there is sufficient awareness of the cultural, support and accommodation needs of this group. However, I would

say that within the community, there is little awareness which is why we encounter built up frustrations;

- No - training and cultural awareness events in the local area could be provided by our service;
- Travellers come from a range of backgrounds, and travel for a number of reasons. There is often little interaction with the settled community and generally no wish to share culture with agencies or the community. Agencies generally understand the services and facilities that Travellers will require. The settled community have little interest in the needs of Travellers. They are generally focussed on ensuring they [the Travellers] are relocated, and concerned that their presence will spark damage to property, adversely affect a site and be a focus for antisocial behaviour

## Provision of Accommodation

### Site Provision

D.6 Q6. *Do you think that there is sufficient provision of permanent sites/pitches for Gypsies, Travellers and Travelling Showpeople across the study area?*

- No;
- No;
- No;
- No;
- Yes;
- No;
- Unknown;
- Newcastle has a good permanent site, I am not aware that it is insufficient;
- I am often contacted by families seeking sites. Insufficient work has been done to help these families. I am often contacted by families seeking sites in Stoke;
- National lack of accommodation;
- Unable to comment depends on findings of the Assessment;
- We are certainly aware of the lack of adequate provision throughout the area;
- We have an expanding population of Travellers in Stafford who want to remain in the area and therefore there will be an increase in demand for private sites in the surrounding area;
- Permanent sites are fully occupied and no transient sites are available - however, anecdotal evidence suggests that further permanent or transient sites may not be attractive to Travellers;
- Within the past 12 months we have seen a huge increase in the number of illegal traveller encampments.

D.7 Q7. *If new permanent sites/pitches are needed in the study area, where do you think that these should be located? Which location is best and why?*

- More sites needed throughout the area;
- In accordance with the PPTS and NPPF;
- That is for you to decide. There must be choice of location/ tenure and type of sites;
- Use Brown Field Sites. There is too much pressure on green belt as it is;
- Unable to comment depends on findings of the Assessment;
- Location with good access to services, but not too close to the settled community where community cohesion issues could arise. Sites in the green belt would be least preferable, but the sustainability of the location needs to be considered in the round;
- The extension to existing sites or the provision of new sites for Gypsies, Travellers and Travelling Showpeople may have an impact on existing education provision and we will work with the relevant District Council in identifying any educational needs should they arise. Our current policy does not discuss in detail our methodology when calculating the number of pupils generated from new Gypsies, Travellers and Travelling Showpeople sites. Our assessment of educational needs, necessitated by a new or extended sites, will be based on the latest available school and demographic data;
- You haven't offered sufficient time to enable us to give adequate answers to these questions;
- Current sites should be extended to add further permanent pitches, but also to ensure that short term / transit facilities are available;
- The Stafford families are concentrated in the Hopton area. I think that small private sites in an area close to Stafford would prove a popular option with the Traveller families as they would be close to other families in Hopton but it would not put pressure on the local services such as schools in the area which already have a high percentage of Traveller families;
- It is very difficult to find locations which would be accepted by the settled community;
- I do not feel best placed in answering this question.

D.8 Q8. *Do you think there are barriers to the provision of new permanent sites? If so, what do you consider the main barriers to be?*

- Community perception of the culture and lifestyle of the occupants. Media coverage is inevitably negative, so where ever a site was to be proposed there would be extensive opposition from local residents. I can see no barrier as regards the lack of suitable land. However, the cost of making such a facility fit for purpose with the correct services and support would carry a cost. Therefore a barrier may well be the political will to assign resources to such a facility;

- National planning policies, local planning policies. Elected member resistance to meeting the need for sites. Bad publicity through a prejudiced press. Senior politicians playing politics. Lack of understanding of the issues at all levels;
- Failure of Councils to assess need and address through local plans. These issues just get ignored in the hope families will leave and go elsewhere. Any assessments should consider the needs of those forced out of the area due to failure to provide. Interference by Secretary of State in appeal process - this is now highly political. Cost of purchasing land in suitable locations;
- Not in my back yard mentality;
- View that travellers are criminals;
- Changes in national policy;
- Green belt land but houses and industrial sites can be built on it and the settled community;
- Unable to comment on study area;
- Individual misunderstanding about the nature of the provision and the media driven prejudices of Gypsies and the Travelling community;
- Yes - planning controls, public opposition, elected members playing politics, central government interference, reluctance of land owners to sell to Travellers;
- Objections from the local community;
- Community tension;
- Getting new sites passed is a problem. Also families would prefer small family sites which could be a barrier for some families;
- The provision of new sites is not popular with the settled community. They consider such sites will have an impact on their homes. The creation and management of sites has cost implications and may limit the use of surrounding land.

D.9 Q9. *Do you think that transit sites are needed in the study area. If so, why, and where do you think these should be located? Please note: Transit provision is a pitch or site intended for short-term use whilst in transit; such provision is usually permanent and authorised, but there is a limit on the length of time that residents can stay there.*

- Yes;
- Judging by the number of illicit transit locations, especially during the traveling season, there would appear to be a lack of transit sites;
- Yes - throughout the area, close to major transport routes;
- Yes. To be Travellers they need to travel and for this they need stopping places. Failure of Councils to provide is seriously harming opportunity to travel for work. Alternative is to accept transit use as part of small private sites - but there are few of those. Travellers prefer to stop with their own family rather than with strangers on a communal transit site as there is no protection of property on many transit sites;

- Yes;
- Unknown;
- Unable to comment on study area;
- Not sure, should be guided by how many unauthorised encampments have taken place in the study area;
- No, transit site are for comers and goers, it's permanent sites that are needed;
- While I do not wish to promote the use of council land for transit sites within the study area, the recent increase in illegal occupation of land for the purposes of transit sites has grown and I would think that providing a designated space is a better way of controlling the situation than is currently in place. I would want this site to be located near to main roads so that residential populations were not affected and I would want to ensure that there was access to suitable amenities;
- Yes - you haven't offered sufficient time to enable us to give adequate answers to these questions;
- Whilst permanent sites tend to be tight knit communities, and those 'passing through' generally do not want to interact with others, for practical reasons it is probably best that transit facilities are adjacent to permanent sites. Co-location would mean that services (water drainage, power, waste collection etc.) would be available, and there should be some existing site management arrangement;
- Yes. There is a need for a transit pitch in the Newcastle area as we are seeing an increase in mobile groups in that area, particularly around Apedale County Park and Lymedale Industrial Estate. The pitches would have to be strongly managed as transit sites in other authorities have been abused and families have stayed on them for longer than they should. There also needs to be an incentive for families to use them or they will continue to pull onto unsuitable sites. For example, the provision of amenities such as waste collection and water would be an incentive, as would a negotiated length of stay that would be acceptable to all, for example two weeks. For our service, access to a local school which could accommodate children would be an advantage as we could provide support to the school and hopefully get more mobile children accessing school;
- This may help, but the problem is finding an acceptable site and also whether or not this would be attractive to and used by Travelling people - many wish to occupy sites close to relatives or potential employment opportunities;
- It is not easy to estimate the number of Travellers, Gypsies and Travelling Showpeople that we will have in the area within a 12 month period. Whilst some years we have very few encampments, the past 12 months have seen a huge increase in the number of encampments within the area.

D.10 Q10. *Do you think there are barriers to new transit sites provision? If so, what do you consider the main barriers to be?*

- Yes;

- Unknown;
- Yes;
- Don't know;
- Public complaints;
- Yes, failure of Councils to make provision. Blocking off former sites. Developing former sites. Actions of police moving families on;
- Unable to comment on the study area;
- Changes in National policy;
- Settled community;
- Settled community tension and costs;
- Opposition from local communities, cost of providing of services to the site. Reluctance of families to use the site if it is located in an unfavourable place away from amenities etc.;
- Transit facilities may be more difficult to manage than permanent sites. Occupation levels may fluctuate. There may be concern that facilities would be more prone to vandalism, and that pitch fees may be more difficult to collect. The provision of new sites is not popular with the settled community. They consider such sites will have an impact on their homes. The creation and management of sites has cost implications and may limit the use of surrounding land.

### Existing Sites

D.11 Q11. *What are your views on the standard of facilities on existing sites in the study area?*

- I believe good;
- Not visited the sites so cannot comment;
- Not known but in our experience privately owned, small sites are best
- Unknown;
- Insufficient knowledge to comment;
- Do not know;
- Unable to comment on the study area;
- Not qualified to comment;
- Newcastle has one permanent site, owned by Staffordshire County Council, and managed by Aspire Housing at Cemetery Road, Silverdale. This site has generous plot sizes, each with access to its own facilities building. Site refurbishment has been undertaken. Site occupants have opposed improvements such as the installation of CCTV;
- Unaware of any systemic problems having originated from existing site;

- The private sites in the area are of a good standard and located in suitable positions. The facilities in Hopton are good and used effectively but I think there are too many plots in one area and this can cause tension between the families and the local community. The local authority site in Stafford is awful. The facilities are in poor condition and not fit for purpose. it is unsafe for families and is in a dangerous location;
- Poor generally with some exceptions;
- Current permanent site appears to be very good.

D.12 Q12. *Do you have any views on how existing sites are managed in the study area?*

- Not known, but in our experience privately owned small sites are best;
- Unknown;
- As above;
- No;
- No;
- Cemetery Road appears to be well managed;
- Do not know;
- Unable to comment on study area;
- Not qualified to comment;
- No;
- Appears to be well managed;
- My impression of this is that the families who are located here have remained at the location for some time, hence there is no room for any Travelling communities passing through.

D.13 Q13. *Are you aware of any issues/tensions between Gypsies, Travellers and Travelling Showpeople within a site/location, between different sites/locations or with the settled community within the study area Council area? If so, has your organisation addressed this in any way?*

- No;
- I am aware of some tensions;
- No;
- Unknown;
- Do not know;
- The site at Linehouse used to be occupied by English families. It is understood it is now mostly Irish Travellers. It is very difficult to get different ethnic groups to mix. Absence of sufficient provision leads to tensions between families;
- Not qualified to comment;



- Not applicable;
- Due to the age of the Cemetery Road site, its location, and the general long term occupation of plots there appears little friction between Silverdale / Knutton and Thistleberry residents and those on the site. The settled community may be unaware that there are winter quarters for a small number of Travelling Showpeople within the Borough. Residents are generally not supportive of unauthorised encampments. There is friction between settled communities and Travellers. Travellers may be subject to abuse, damage to vehicles and thefts. Agencies generally see unauthorised sites in terms of their impact on resources and the potential costs which will be incurred as a result of its occupation;
- I am unaware of any tensions between sites. The number of Travellers accessing St Andrew Primary in Weston can cause tensions between the school and the Gypsy community due to attendance issues and it can cause issues between the settled and Gypsy community but we work closely with the school and Gypsy community to address these issues;
- No;
- Tension often arises over unauthorised occupation of sites such as parks and open spaces or playing fields This is currently addressed by enforcement action seeking to move unauthorised encampments on as quickly as possible;
- When we have illegal encampments there is increased tension between the Travelling community and the settled community. We have at times, had to have police presence at the illegal encampments to prevent breach of the peace.

### Bricks and Mortar Accommodation

D.14 Q14. *Do you know of any Gypsies, Travellers and Travelling Showpeople living in bricks and mortar accommodation in the study area? Can you provide any additional information? We are happy to receive comments or data but we will talk to you about the use of such data as we cannot breach data protection and we need permission to use such addresses that you may be aware of.*

- Not aware;
- No but could help identify cases;
- Aware of families;
- Unknown;
- No;
- Do not know;
- No;
- Not qualified to comment;
- A lot of Gypsy families in Stoke-on-Trent living in housing when they would rather be living on sites;



- We would be willing to help with this;
- Newcastle's planners have previously received requests from Travellers, who have purchased land within the Borough, for permission to site caravans;
- There are a number of Gypsy families living in bricks and mortar in the area. I know of families in Kidsgrove, Newcastle, Burston, Stafford and Uttoxeter;
- The permanent site at Cemetery Road is a mixture of caravans as living accommodation with ancillary brick built washing/toilet facilities;
- Unsure.

D.15 Q15. *Do you think that additional provision of sites/pitches needs to be made to accommodate the requirements of Gypsies, Travellers and Travelling Showpeople currently living in settled (i.e. bricks and mortar) accommodation across the study area? Why do you think this?*

- No comment.
- I am sorry I do not have that information;
- Yes;
- Unknown;
- Would be very surprised if there was not a need. Much of my work is on behalf of Travellers seeking to come out of housing having accepted this in the belief it was a short term measure until Councils found sites. But very difficult area to assess.
- Unsure;
- Yes I do;
- Not applicable;
- Yes;
- I have no evidence of this;
- No - the families I know of in housing have chosen that option rather than been forced into it due to lack of provision;
- The site is fully occupied at present so perhaps there is a need for additional provision;
- I am unsure to what extent we have Gypsies, Travellers and Travelling Showpeople wanting additional sites to be settled in the area.

D.16 Q16. *Is there sufficient support available to Gypsies, Travellers and Travelling Showpeople living in settled accommodation to help them manage their housing effectively (i.e. help in dealing with practical tenancy issues, such as paying rent, bills and making benefit applications)?*

- I have no information to answer this;
- No. Inadequate and insufficient private tenancy support in most authorities;
- Unable to comment;
- Unknown;

- Do not know;
- Not qualified to comment;
- I do not know;
- No;
- I have no evidence of this;
- I believe support is provided by RPs;
- No - many families struggle with living in bricks and mortar as they are not educated in how to manage a household. Low levels of literacy and numeracy are also a problem and many families need support with form filling etc.

D.17 Q17. *Are you aware if Gypsies, Travellers and Travelling Showpeople feel safe in settled accommodation? If you have any information please provide. Are their specific cultural needs given consideration by the local authority when offering conventional accommodation, in your opinion?*

- No comment;
- Unknown;
- This is well documented;
- I have been provided with many examples where this is not the case. Many [Travellers] complain about pretending to be something they are not for fear of neighbours learning their true identity. Many seriously struggle to cope. They feel isolated. Family do not visit them;
- Unsure;
- Do not know;
- Unable to comment;
- Not qualified to comment;
- I do not know;
- We would be willing to help with this;
- I have no evidence of this;
- Families feel safe when they are not isolated from their roots, therefore, accommodation close to conventional sites is good. They also prefer not to be on large council estates as they can feel unsafe and be vulnerable to prejudice and racism;
- Do not know;
- Unable to answer.

### Both bricks and mortar and pitches

D.18 Q18. *If your organisation provides accommodation in the study area, how many Gypsy, Traveller and Travelling Showpeople households have approached you for housing during the past five years?*

- Four
- D.19 Q19. *If your organisation provides accommodation in the study area, how many Gypsy, Traveller and Travelling Showpeople households have approached you for HOUSING RELATED SUPPORT during the past five years?*
- From those living on pitch(es)/plots - 0
  - From those living in bricks and mortar - 0
  - Overall/Not sure of accommodation type - 0
  - Total - 0

### Unauthorised encampments

- D.20 Q20. *If you are a local housing authority that shares a border with the study area how many unauthorised encampments do you have each year in your area? Please note: An unauthorised encampment refers to land where Gypsies, Travellers and Travelling Showpeople reside in vehicles or tents without permission and can occur in a variety of locations (private or Council owned) and constitute trespass. The 1994 Criminal Justice and Public Order Act made it a criminal offence to camp on land without the owner's consent.*
- Unable to comment directly as I do not deal with unauthorised encampment but this data has recently been provided to arc<sup>4</sup> for Shropshire's GTAA update;
  - No comprehensive record of the total number of unauthorised encampments is held within Newcastle-under-Lyme. The Authority may not be notified/involved where encampments occur on land it does not own/manage. Typically there will have been five to ten encampments on Newcastle-under-Lyme Borough Council land each year for the last five years.
- D.21 Q21. *Are unauthorised encampments problematic for your organisation? If so, please expand.*
- Resource intensive;
  - Political priority;
  - Cause negative reactions;
  - Unable to comment directly as I do not deal with unauthorised encampments, Shropshire Council's Gypsy liaison officer ( who I assume has been consulted separately) may be able to comment;
  - Only in the sense that we offer help to those occupying unauthorised sites;
  - High volume of complaints from settled community (expectations that Travellers will be evicted immediately, vehicles impounded etc.) Temporary loss of site / amenity – e.g. car park unavailable, football pitch unusable. Expense associated with regaining possession of site (site assessment, evidence gathering, needs assessment completion, court proceedings, bailiff costs etc.) Cost of site clearance / reinstatement / repair. (removal of human waste, litter picking, removing commercial waste, removal of gas cylinders, replacing barriers / planting etc.)

- Yes - when we are informed of an unauthorised encampment they [the Traveller families] become a priority. It is our aim to see the families, and offer educational support. We have had some children access schools but in most instances, the families will not engage and will not give us information. This makes it difficult for us to track the educational provision of the children and it could also be a Safeguarding issue. Because groups are evicted quickly it makes it difficult for children to access school.
- Yes - they cause community tension and put pressure on the Council to move Travellers on quickly;
- Yes, we have to undertake an extensive piece of work in order to evict the Travellers from the unauthorised encampment. This is both time consuming and difficult as the local community want to speak to Officers to see what action is being taken. It is therefore difficult to manage the [settled] community's expectations when having to also bear in mind the needs of the Travellers themselves.

D.22 Q22. *Have you a view on how unauthorised encampments affect local perceptions?*

- They produce a very negative reaction;
- There is generally a negative perception from the local community, usually due to the site condition post-occupation;
- Local businesses affected by unauthorised encampments have concerns;
- There were fewer until recently. Numbers are increasing again due to inaction by councils and government and perception amongst Travellers that nothing is being done to help them. This is only going to harm public perception of the issues. Current proposed government consultation on Travellers could change the definition and force many [Travellers] who have settled to travel again for work for fear of losing [their] Traveller status. Ironically the government is fuelling the problem of unauthorised encampments by insisting that Travellers travel for work when so many have settled and found work locally;
- Reinforces the stereotype that Travellers are lawless etc.;
- Unable to comment directly as I do not deal with unauthorised encampment, Shropshire Council's Gypsy liaison officer (who I assume has been consulted separately) may be able to comment;
- This is a complex issue. Unauthorised occupation has a negative impact initially but often represents the only option for Travellers. Often unauthorised occupation results in good relationships with the settled community if given time;
- Unauthorised encampments are generally viewed negatively by the settled community. There is the view that the District should have prevented them, or acted immediately to move them on. Residents may feel the Authority had dual standards, tolerating actions from Travellers which would otherwise result in action against residents. There can be jealousy that Travellers have expensive vehicles, and a belief that income is from illicit activities and taxes due not paid;

- Unauthorised encampments can reinforce the negative perception of Travellers that is often portrayed by the media. Local residents remember the groups that leave a mess rather than the groups that cause no problems and tidy up after themselves;
- There appears to be little sympathy among the settled community for Travellers who occupy sites without authorisation;
- When an unauthorised encampment moves into an area tensions with the settled community arise as the settled community do not want any encampments within their area. Perceptions change in that the community feel more vulnerable when there is an encampment close to their homes.

## Planning Policy

D.23 Q23. *Are there any areas within planning policy that you consider have restricted the provision of new sites/pitches for Gypsies, Travellers and Travelling Showpeople? If so, can you think of any way in which this can be overcome in the future?*

- Not aware;
- Very definitely. More appropriate policies are needed;
- Government Policy, Secretary of State decisions and current DCLG consultations have made the provision of new sites/pitches very difficult through the planning application process. It is considered that this could lead to authorities having to release sites within the green belt should no other suitable sites be available;
- Application of green belt policy is totally unfair. There is discrimination by Government against Travellers. Local need housing is permitted but nothing is done to help Travellers. The current government seems committed to eliminating [Traveller] need by whatever means possible. Councils do not get penalised for doing nothing;
- Unsure;
- Green belt policy;
- No;
- Yes but you haven't given enough time to address this issue;
- Because so many planning applications made by Travellers are refused, it encourages them to move onto land and apply for retrospective planning permission as they see the planning process as being prejudiced against them. Regular contact and dialogue between planners and the Traveller community is the way to build up better relationships and develop cooperation;
- Unsure.

D.24 Q24. *Do you think that more could be done through planning policy to identify and bring forward new sites for the provision of pitches for Gypsies, Travellers and Travelling Showpeople? If so, please expand.*

- Not aware;
- Yes but it is too complicated to deal with in this short time;
- There is a lack available sites and if sites do come forward they might be in sensitive areas such as the green belt;
- Yes - by applying NPPF/PPTS in a fair way and treating Travellers in a like way to housing for settled community. Need to prioritise this aspect of policy;
- Unsure;
- Shropshire Council have found that additional guidance to support our adopted Core Strategy policy has provided useful additional guidance for the consideration of planning applications including exception sites. The Shropshire Council site allocations and policy DPD (SAMDev) is due to be examined shortly and this will consider whether reliance on existing Core Strategy policy to consider site proposals and the absence of additional policy and site allocations in this document is appropriate. Feedback from this may provide useful learning;
- Unsure;
- Yes. I think active discussions with the community around need would help with this;
- Yes but you haven't given enough time to address this issue.

D.25 Q25. *What impact do you think that the Government's changes to planning policy (set out in DCLG's publication 'Planning Policy for traveller sites': 23rd March 2012) will have on future provision?*

*The key points made in the Policy guidance are:*

- *that local planning authorities should make their own assessment of need for the purposes of planning;*
- *to ensure that local planning authorities, working collaboratively, develop fair and effective strategies to meet need through the identification of land for sites;*
- *to encourage local planning authorities to plan for sites over a reasonable time-scale;*
- *that plan-making and decision-taking should protect green belt from inappropriate development;*
- *to promote more private traveller site provision while recognising that there will always be those travellers who cannot provide their own sites;*
- *that plan-making and decision-taking should aim to reduce the number of unauthorised developments and encampments and make enforcement more effective;*
- *for local planning authorities to ensure that their Local Plan includes fair, realistic and inclusive policies;*
- *to increase the number of traveller sites in appropriate locations with planning permission, to address under provision and maintain an appropriate level of supply;*



- *to reduce tensions between settled and traveller communities in plan-making and planning decisions;*
- *to enable provision of suitable accommodation from which travellers can access education, health, welfare and employment infrastructure;*
- *for local planning authorities to have due regard to the protection of local amenity and local environment.*
- It is not the policy that has had a detrimental impact on provision, it is the interpretation of that policy and ministerial interference;
- The PPTS has had little impact for areas where there are number of constraints, conglomerate of existing sites within the green belt and the pressure for more sites within an area and no sites forthcoming within areas outside the green belt. Further guidance is required which adds to the detail of some of the key points, such as, what is considered to be the point at which Traveller sites dominate the nearest settled community;
- No impact if the Secretary for State keeps changing the rules and ignoring his own guidance. It is the guidance in NPPF that is most relevant e.g. paras 14, 47 and 49;
- All excellent ideals;
- A notable impact in Shropshire has been the number of sites that have been allowed at Appeal (in some cases despite acknowledged negative impacts) on the basis of lack of five year supply of deliverable sites, with it being highlighted that the 2008 GTAA was out of date. This means that the Council must seek to ensure that appropriate sites to meet need identified in the updated GTAA are brought forward and that there is ongoing monitoring of provision. It is also noted that there is an ongoing consultation on further amendments to the Guidance which would if taken forward have far reaching impacts on consideration of proposals and pitch provision;
- Staffordshire Moorlands District Council has needed a site since 2007 and they still have not got one;
- You haven't given enough time to address this issue;
- A key difference is the introduction of the five year supply of Traveller sites. Very difficult for authorities to have a rolling five year supply where Traveller sites are in the pipeline. This said, the ministerial statement on Traveller sites in the green belt seems to have strengthened the protection of the green belt in such cases. Recently, there is a sense that Planning Inspectors are less likely to grant permission for sites in the green belt;
- I think these changes should help with provision. If local planning officers develop good relationships with their local Traveller communities they should be able to plan and develop appropriate accommodation for the future;
- Unsure.

## Cross boundary issues

D.26 Q26. *For neighbouring Local Authorities, please can you advise how your most recent Gypsy and Traveller Accommodation Assessment has taken this into account i.e. migration between the authorities?*

- Unsure;
- arc<sup>4</sup> also used to prepare GTAA therefore would be able to provide detail. Responses indicated no significant movement into or out of Shropshire from adjoining authority areas.
- Not applicable;
- Unknown;
- Unsure.

D.27 Q27. *Are you aware of any regular movements of Gypsies, Travellers and Travelling Showpeople from neighbouring areas, in or out of the study area?*

- No;
- No;
- No;
- No;
- No;
- No;
- No;
- No;
- No.

*If Yes which routes have you noted?*

- Yes - movements between repeat occupation sites in Newcastle and Stoke.

D.28 Q28. *Are there any cross boundary issues, in respect of Gypsies, Traveller and Travelling Showpeople that should be considered as part of this study? If yes, please provide information.*

- No;
- Unsure;
- Need to take account of restrictive policies in the Peak District which means more provision around the border - this particularly affects Staffordshire Moorlands;
- Pattern of recent applications indicates that most pressure for sites is in the northern part of County along the A41 and the A49 transit routes and Market Drayton /Whitchurch/Prees broad area. Transit needs also being looked at along the A5/M54 corridor. As indicated previously the SAMdev Plan is due to be examined. Shropshire GTAA forms part of evidence. Conclusions emerging as part of this study may form part of information base for adjoining authorities;



- Not that we are aware of;
- I do not know;
- No;
- Unsure;
- But you haven't given enough time to address this issue.

D.29 Q29. *In terms of the study as a whole and in relation to any cross-boundary issues, what do you think should be the key outcomes of this study?*

- Far greater provision;
- Assessment of need for the Authorities;
- Cross-authority working;
- Greater provision, particularly of transit sites;
- Appropriate update of accommodation needs of Gypsy and Traveller population. Consistency it is hoped will be achieved with use of same consultants and allowing studies to form a joined up (sub) regional picture;
- Identifying the objectively assessed pitch requirements for the study area;
- There has previously been the suggestion that when a District 'moves on' a group of Travellers that neighbouring Districts should be advised. How shared information could be practically used is unclear;
- The study should help identify both local need and start to examine the best way to approach making local provision to meet local need;
- Local authorities need to speak to each other in order to ensure that there is communication in relation to this issue.

## Neighbouring authorities

D.30 Q30. *We consider that this questionnaire contributes to our requirement on the Duty to Cooperate with neighbouring authorities as set out in Section 33A of the Planning and Compulsory Purchase Act (as amended by Section 110 of the Localism Act 2011) and described in the National Planning Policy Framework (NPPF) as an integral part of the Local Plan-making process and its assessment at Examination.*

*Do you have any views on this?*

- No;
- No;
- It is imperative that the need is met and further discussions with neighbouring authorities is required through the plan making process to ensure the Duty is met;
- Consider that it is part of an ongoing engagement process and Shropshire would welcome feedback on any specific Shropshire implications that emerge as part of this GTAA;

- Agree;
- My views are that if you are born a Gypsy that is what you are and just because you want to settle down and live your life still in a caravan it does not make you like the settled community that lives in houses, we are two completely different communities.
- No;
- Strongly disagree - the timescale for response is totally inadequate and means the consultation is flawed. We will make this point and cast doubt on the effectiveness of this consultation at future stages and in future Local Plan hearings;
- No views.

## Appendix E: Glossary of Terms

**Caravans:** Mobile living vehicles used by Gypsies and Travellers; also referred to as trailers. These are also defined in the Caravan Acts.

**CJ&POA:** Criminal Justice and Public Order Act 1994; includes powers for local authorities and police to act against unauthorised encampments.

**CLG:** Department for Communities and Local Government; created in May 2006. Responsible for the remit on Gypsies and Travellers, which was previously held by the Office of the Deputy Prime Minister (O.D.P.M.).

**CRE:** Commission for Racial Equality.

**Gypsies and Travellers:** Defined by CLG ‘Planning policy for traveller sites’ (March 2012) as *‘Persons of nomadic habit of life whatever their race or origin, including such persons who on grounds only of their own or their family’s or dependants’ educational or health needs or old age have ceased to travel temporarily or permanently, but excluding members of an organised group of Travelling Showpeople or circus people travelling together as such.’* This report was set up based on this definition of Gypsies and Travellers and as such we have included this definition.

This definition has recently been revised following publication of a revised PPTS in August 2015 and now read as *‘Persons of nomadic habit of life whatever their race or origin, including such persons who on grounds only of their own or their family’s or dependants’ educational or health needs or old age have ceased to travel temporarily, but excluding members of an organised group of travelling showpeople or circus people travelling together as such. In determining whether persons are “gypsies and travellers” for the purposes of this planning policy, consideration should be given to the following issues amongst other relevant matters:*

*a) whether they previously led a nomadic habit of life b) the reasons for ceasing their nomadic habit of life c) whether there is an intention of living a nomadic habit of life in the future, and if so, how soon and in what circumstances.*

**Irish Traveller:** Member of one of the main groups of Gypsies and Travellers in England. Irish Travellers have a distinct indigenous origin in Ireland and have been in England since the mid nineteenth century. They have been recognised as an ethnic group since August 2000 in England and Wales (O’Leary v Allied Domecq).

Irish Travellers, whilst having much in common in terms of lifestyle and to some extent shared history with Romany Gypsy and Scottish Gypsy Traveller people, have a different ethnic route and do not come originally from India. The best evidence available suggests that Irish Travellers (or Pavee as they refer to themselves) have been a distinct ethnic group within Irish Society, possibly for millennium. Whilst the numbers of people living as Travellers in Ireland may have swelled during the so called ‘potato famine’, it is clear that this distinct group existed long before this time. Irish Travellers are recognised as a distinct group in UK law as above<sup>57</sup>.

**Mobile home:** Legally a ‘caravan’ but not usually capable of being moved by towing.

**Pitch:** Area of land on a Gypsy Traveller site occupied by one resident family; sometimes referred to as a plot in relation to Travelling Showpeople.

**Plot:** This usually relates to Travelling Showpeople living on a site or yard while pitch relates to Gypsy Travellers.

**Roadside:** Term used here to indicate families on unauthorised encampments, whether literally on the roadside or on other locations such as fields, car parks or other open spaces.

**Roma:** the word Roma is used as a catch-all term for European 'Gypsies'. It is acceptable usage in the UK although it might be useful to know that in fact there are several distinct groups of people including Roma, Manouche, and Sinti, of Central and Eastern Europe and the Jeniche people of Switzerland and Germany. During the past 50 years increasing numbers of Roma people, particularly from Eastern Europe, have migrated to the UK. Indeed in some cities there are now more European Roma people than there are Romany Gypsies and Irish Travellers. Whilst having some aspects of culture in common with Romany Gypsies and Irish Travellers it is important to note that a differing political context across Europe, (including the rise and fall of communist states), have led to significant differences in lifestyle and outlook.

**Romany:** Member of one of the main groups of Gypsies and Travellers in England. Romany Gypsies trace their ethnic origin back to migrations, probably from India, taking place at intervals since before 1500. Gypsies have been a recognised ethnic group for the purposes of British race relations legislation since 1988 (CRE V Dutton).

The term Gypsies, is more correctly shorthand for, Romany Gypsies – Whilst the origins of Gypsy people are still open to some debate it is generally agreed that there is a group or groups of people who left India over a thousand years ago and dispersed across the globe. Along the way they were defined (usually by others) as being 'Egyptian' and this has become shortened to Gypsy. Gypsy people began occurring in UK records in the 16th Century and have settled here ever since. Romany is the word that Gypsy people in England and Wales apply to themselves hence the term 'Romany Gypsy'. This term is not used to describe more recent incomers to the UK from Central and Eastern Europe, generally described as Roma (see below). It's important that the difference between these terms is understood and that the words 'Romany' and 'Roma' are not used interchangeably. The word 'Romanian' is also sometimes confused with Romany or Roma. Romanian describes people whose nationality is Romanian (i.e. from Romania). Romany Gypsies are recognised as an ethnic minority group in UK Law (Race Relations Act (amended) 2000 and Equalities Act 2010).<sup>59</sup>

**Sheds:** On most residential Gypsy/Traveller/Travelling Showperson sites 'shed' refers to a small basic building with plumbing amenities (bath/shower, WC, sink), which are generally provided at the rate of one per plot/pitch. Some contain a cooker and basic kitchen facilities.

**Showpeople/Travelling Showpeople:** Defined by CLG 'Planning policy for traveller sites' (March 2012) as 'Members of a group organised for the purposes of holding fairs, circuses or shows (whether or not travelling together as such). This includes such persons who on the grounds of their own or their family's or dependants' more localised pattern of trading, educational or health needs or old age have ceased to travel temporarily or permanently, but excludes Gypsies and Travellers as defined above.'

This definition was altered during the reporting of this study and the new definition reads as 'Members of a group organised for the purposes of holding fairs, circuses or

---

<sup>59</sup> <http://www.leedsgate.co.uk/wp-content/uploads/2011/08/Ethnicity-Briefing.pdf>

shows (whether or not travelling together as such). This includes such persons who on the grounds of their own or their family's or dependants' more localised pattern of trading, educational or health needs or old age have ceased to travel temporarily, but excludes Gypsies and Travellers as defined above'.

**Site:** An area of land laid out and used for Gypsy/Traveller caravans; often though not always comprising slabs and amenity blocks or 'sheds'. An authorised site will have planning permission. An unauthorised development lacks planning permission.

**Slab:** An area of concrete or tarmac on sites allocated to a household for the parking of trailers (caravans)

**Stopping places/stop-over/transit:** A term used to denote an unauthorised temporary camping area tolerated by local authorities, used by Gypsies and Travellers for short-term encampments, and sometimes with the provision of temporary toilet facilities, water supplies and refuse collection services (also see Transit site).

**Tolerated site:** An unauthorised encampment/site where a local authority has decided not to take enforcement action to seek its removal.

**Trailers:** Term used for mobile living vehicles used by Gypsies and Travellers; also referred to as caravans.

**Transit site:** A site intended for short-term use while Travellers are in transit. The site is usually permanent and authorised, but there is a limit on the length of time residents can stay.

**Unauthorised development:** Establishment of Gypsy and Traveller sites without planning permission, usually on land owned by those establishing the site. Unauthorised development may involve ground works for roadways and hard standings. People parking caravans on their own land without planning permission are not Unauthorised Encampments in that they cannot trespass on their own land – they are therefore Unauthorised Developments and enforcement is always dealt with by Local Planning Authorities enforcing planning legislation.

**Unauthorised encampment:** Land where Gypsies or Travellers reside in vehicles or tents without permission. Unauthorised encampments can occur in a variety of locations (roadside, car parks, parks, fields, etc.) and constitute trespass. The 1994 Criminal Justice and Public Order Act made it a criminal offence to camp on land without the owner's consent. Unauthorised encampments fall into two main categories: those on land owned by local authorities and those on privately owned land. It is up to the land owner to take enforcement action in conjunction with the Police. Vehicles can be a caravan, tent or other mobile home and can also relate to a towing vehicle or caravanette/camper/truck/car.

**Wagons:** This is the preferred term for the vehicles used for accommodation by Showpeople.

**Yards:** Showpeople travel in connection with their work and therefore live, almost universally, in wagons. During the winter months these are parked up in what was traditionally known as 'winter quarters'. These 'yards' are now often occupied all year around by some family members.

## Appendix F: Summary of 2007 Needs

- F.1 In summary the key outputs from the 2007 GTAA were:
- For Stoke-on-Trent the 2007 GTAA identified a need for 29 pitches (2007-2012) plus a need for an additional 37 pitches (2012 – 2026).
  - For Staffordshire Moorlands the 2007 GTAA identified a need for two pitches (2007-2012) and no additional need for the period 2012 – 2026.
  - For Newcastle-under-Lyme the 2007 GTAA identified a need for 15 pitches (2007-2012) plus a need for an additional 17 pitches (2012 – 2026).
  - For Stafford Borough Council the 2007 GTAA identified a need for 22 pitches (2007-2012) plus a need for an additional 48 pitches (2012 – 2026).
- F.2 The transit needs identified as part of the 2007 study were:
- Five for Newcastle-under-Lyme;
  - Ten for Stoke-on-Trent;
  - Two for Stafford, and
  - Two for Staffordshire Moorlands.
- F.3 In terms of fieldwork, the 2007 GTAA secured fewer interviews (118 in total compared to 155 for this study) though the mix of accommodation types was broadly equivalent. The 2007 study achieved 27 bricks and mortar interviews compared to the 21 achieved as part of this study.